

LAMP CATALOG



Contents

Westinghouse..... 4-5
 Energy Legislation Compliance.. 6
 Brightness not Lumens..... 7
 Color Coded Lamp Packaging .. 8
 How to Use This Catalog 9



LED Lamps	10-13
Night Light	12
Decorative.....	12
Globe	12
Omni A19.....	12
Omni-Directional (MOD 2.5").....	12
Omni-Directional (MOD 2.75").....	12
MR16.....	12
Reflector	12
PAR16 Reflector.....	12
PAR20 Reflector	12
PAR30 Reflector	12
PAR38 Reflector	12
LED Lamp Base Types.....	13
LED Lamp Shapes.....	13
LED Lamp Components	13



Compact Fluorescent Lamps	14-21
Twist Lamps	16
Reflector Lamps	17
Covered Lamps	18
Specialty Lamps	18
Replacement Lamps.....	19
Compact Fluorescent Base Types	20
Compact Fluorescent Lamp Shapes	20
Color Temperature	21
Color Temperature Scale.....	21



To better serve you, Westinghouse Lighting reserves the right to make changes and/or improvements (both visually and technically) to the products in this catalog without notice. As a result, some products and/or product information may change during the life of this catalog.

Visit our website for the latest specifications.



Incandescent Lamps 22-47

Flame Tip Candelabra Base	24	R30 / BR30.....	36
Flame Tip Medium Base	25	BR40	36
Torpedo Candelabra Base	26	R40 Infrared Heat.....	37
Torpedo Medium Base.....	27	BR38 Indoor/Outdoor	37
Glowescent® (Spun Satin).....	28	C7	38
Flicker Flame	28	S6	38
Decorative Specialty	28	S11	38
F15	28	S14	39
Microwave.....	29	T4 and T6	39
A15 Appliance	29	T6½.....	39
A19	30-31	T7 and T7½.....	40
A19 Specialty	31	T8	40
A21	32	T10	40
A23 and PS30	32	Low Voltage.....	41
3-Way.....	32	Landscape (Low Voltage).....	41
G4½, G12½, G16½ and G19½	33	Timeless, Vintage Inspired	42
G25.....	34	Incandescent 130V	
G30 and G40.....	34	Comparison Chart.....	43-45
R14	35	Filament Designations.....	46
R16	35	Incandescent Base Types	46
R20.....	35	Incandescent Lamp Shapes	46
BR25.....	36	Incandescent Lamp Size Reference	47
		Incandescent Lamp Components.....	47



Halogen Lamps 48-61

MR11, Dichroic (Low Voltage)	50
MR11, 120 Volt, Dichroic (Line Voltage)	50
MR16, 12 Volt, Dichroic (Low Voltage)	50
MR16, 120 Volt, Dichroic (Line Voltage)	51
JDR, 120 Volt (Line Voltage)	51
JC (Low Voltage)	52
JCD	53
G9, 120 Volt (Line Voltage)	53
Double-Ended, Short	54
Double-Ended, Long	54
Single-Ended, D.C. Bayonet & E11 Base	55
Single-Ended Xenon/Krypton	55
Encapsulated Reflector	56
Reflectors	56-57
Eco-Halogen A Shape	58
Specialty and Decorative	58
Xenon (Mini Reflector)	59
Xenon (Single-Ended)	59
T3 Xenon/Krypton	59
Xenon (Wedge)	59
Halogen Base Types	60
Halogen Base Shapes	60
Halogen 130 Volt Comparison Chart	61
Halogen Lamp Components	61
Xenon Lamps	61
Eco-Halogen Lamps	61



Linear Fluorescent Lamps 62-67

T5 Lamps	64
T8 Lamps	64
T12 Lamps	65
T8 Ecomax® U-Bent Rapid Start Lamps (6" Leg Spacing)	66
T9 Circular Lamps	66
T9 2C Circular Lamp (4-Pin)	66
Tube Guards and End Caps	66
Fluorescent Lamp Components	67
Linear Fluorescent Base Types	67
Linear Fluorescent Lamp Shapes	67
Color Temperature Scale	67



HID Lamps 68-75

Metal Halide Lamps (For Use in Enclosed Fixtures)	70
Metal Halide Protected Lamps (Open Fixture Rated)	70
Metal Halide Pulse Start Lamps (For Use in Enclosed Fixtures)	71
The Pulse Start Advantage	71
High Pressure Sodium Lamps	72
Mercury Vapor Lamps	72
HID Lamp ANSI Specifications	73
HID Lamp Components	73-74
HID Base Types	75
Mercury Vapor Lamp Shapes	75
High Pressure Sodium Lamp Shapes	75
Metal Halide Lamp Shapes	75
Index	76-79

We make lighting choices easy...

From legislation to innovative new products, the selection of the right products can be daunting. At Westinghouse, we make lighting choices easy.

Efficiency and variety define the Westinghouse Lighting products. Our latest products feature technological advances that create a more beautiful, comfortable and energy-efficient space.

Our foundation is based on developing products that will enhance your lifestyle. Generations have trusted Westinghouse to make comfort and convenience a priority. We're continuing that tradition today. Whether you're looking for the latest technology or reliable quality products, we provide lighting choices that guide you in the right direction.

We continuously explore innovative options and new technologies that maximize your lighting experience. Our friendly customer relations team is here to help you find the perfect lighting solution. Call 1-800-999-2226 and speak to one of our team members.

Visit our website www.westinghouselighting.com for the most up-to-date products and specifications.



WESTINGHOUSE

a household name for generations...

George Westinghouse was a renowned inventor long before his name became a brand. He is one of the most productive inventors on record, credited with over 400 patents — many of them “firsts” that changed the way the world lived.

One of Westinghouse’s primary contributions to modern life was his championing of alternating current (AC) rather than the direct current (DC) systems favored by Thomas Edison. Because AC was dramatically safer, Westinghouse’s victory over Edison led to the electrification of American homes. To demonstrate the advantages of AC, Westinghouse staged grand displays like the illumination of the 1893 World’s Fair.

George Westinghouse’s spirit of innovation and commitment to improving quality of life is alive and flourishing at Westinghouse Lighting.

For over 125 years, people all over the world have trusted Westinghouse to provide high quality, reliable products for their homes and businesses. We’re continuing that tradition today with our extensive assortment of light bulbs, lighting fixtures, ceiling fans and accessories. Customers in 128 countries on six continents choose Westinghouse Lighting for quality products and dependable customer service.



Energy Legislation COMPLIANT

Check out the many energy-efficient lighting options Westinghouse offers!

New energy laws have been challenging consumers to follow a path to energy savings. Westinghouse is dedicated to guide you in the right direction, by providing legislation knowledge and energy-efficient lighting choices that meet your needs.



NEW LABELS make it easy!

Lighting Facts Label

(Located on side or back panel of package)

Lighting Facts Per Bulb	
Brightness	1300 lumens
Estimated Yearly Energy Cost	\$2.77
Based on 3 hrs/day, 11¢/kWh Cost depends on rates and use	
Life	7 years
Based on 3 hrs/day	
Light Appearance	Warm ————— Cool
2700 K	
Energy Used	23 watts
Contains Mercury	
For more on clean up and safe disposal, visit epa.gov/cfl .	

Brightness
Estimated Yearly Energy Cost
ENERGY STAR Logo (where applicable)
Life
Light Appearance
Energy Used
Mercury Content (where applicable)

Lighting Facts Labels help you understand energy-efficient lighting choices and make purchasing decisions easier.

Principal Display Panel Label

(Located on front panel of package)

Brightness	Estimated Energy Cost
1300 lumens	\$2.77 per year



NEW!

Kelvin Temperature
Aisle Educator (8in. x 30in.)
#96204



BRIGHTNESS

not watts...

Watts measure energy usage. Lumens measure light output. The more lumens a lamp provides, the brighter the light.

YOU USED TO LOOK FOR		NOW YOU LOOK FOR
WATTS	=	LUMENS
40W	=	450lm
60W	=	800lm
75W	=	1100lm
100W	=	1600lm

Estimates based on typical incandescent lamps.

*Choose higher lumens
for brighter light!*

COLOR

*of light can change
the mood...*

Understanding the color of light, also known as Kelvin temperature (K), provides choices in lighting that create a different ambience for each room.

Westinghouse LED lamps are available in color temperatures that offer excellent color quality while conserving energy.



Color Coded for Convenience.

LAMP PACKAGING

Westinghouse Lighting has updated its lamp packaging. Our packaging is now color coded by categories for easier identification. We have added more information in a clear, concise manner to make it easier for our customers to make buying decisions.

- Incandescent
- Landscape
- CFL
- Halogen
- Xenon



How To Use This Catalog

ENERGY USED
Wattage measures the amount of energy that is actually used

BASE
Base configuration or base size

DOMESTIC CODE
Lamp Type Dimmable/Finish/Beam Type
3DEC/CB/LED/DIM/30
Lamp Wattage Base Type Kelvin/Package Size/Voltage other than 120V

LED LAMPS



LED LAMPS

Energy Used (Watts)	Lamp Base	Item No.	Footnotes	Domestic Code	Master Carton/Inner Pack	Equiv. Incand. Watt-age	Beam Spread	Color Designation	Light Appearance (Kelvin)	Brightness (Lumens)	Avg. Rated Hours	Life in Years*	Est. Yearly Energy Cost**	MOL	
NIGHT LIGHT															
0.43	Cand.	05126	4	0.43C7/LED/60 2CD	120/10	Card(2)	4	120°	Daylight	6000	65	6.5	10000	9.1	\$0.05 2.13"
DECORATIVE															
3	Cand.	03045	2.4	3DEC/CB/LED/DIM/30	24/6	Box	25	117°	Warm White	3000	80	165	25000	22.8	\$0.36 3.78"
	Med.	03046	2.4	3DEC/LED/DIM/30	24/6	Box	25	117°	Warm White	3000	80	165	25000	22.8	\$0.36 3.78"
GLOBE															
8	Med.	03011	2.4	8G25/LED/DIM/30	24/6	Box	40	146°	Warm White	3000	80	430	25000	22.8	\$0.96 4.25"
OMNI A19															
9	Med.	03440	1.4	9OMNI/LED/30	24/6	Card	60	220°	Warm White	3000	80	800	40000	36.5	\$1.08 4.33"
10	Med.	03439	1.2,4	10OMNI/LED/DIM/30	24/6	Card	60	220°	Warm White	3000	80	800	40000	36.5	\$1.20 4.33"
OMNI-DIRECTIONAL (MOD 2.5")															
7	Med.	03098	2.4	7OMNI/LED/DIM/30	24/6	Box	40	330°	Warm White	3000	80	450	25000	22.8	\$0.84 4.41"

ITEM NUMBER
Code used to place orders

MASTER CARTON/ INNER PACK
Number of lamps per package

EQUIVALENT INCANDESCENT WATTAGE
Energy used by comparable incandescent lamp

LIFE IN YEARS
Rated life based on 3 hours a day of use

MOL
Maximum overall length in inches

FOOTNOTES
Important product attributes explained at the bottom of each page

BRIGHTNESS
Amount of light emitted from the lamp in lumens

ESTIMATED YEARLY ENERGY COST
Cost to operate lamp for 1 year based on 3 hours a day of use @ 11¢ KWH

PACK TYPE
How the lamp is packaged

Base types, lamp shapes and filament designs are pictured at the end of each section.

more ways to show energy-efficient lighting...

ENERGY SAVING



LONG LIFE



DIMMABLE



NEW!
LED Header (2ft. x 4ft.)
#09811



NEW!
LED Corporate Header (1ft. x 4ft.)
#09817



Contact your Westinghouse Sales Representative for additional information on merchandising materials.

LED

energy-efficient
lighting ...

Use Westinghouse LED lamps anywhere to save energy and money! Available in a variety of shapes and sizes, these high-quality LED lamps utilize state-of-the-art, high-performance technology and are extremely durable.

Our complete LED lamp selection offers significant cost savings, long life, enhanced light output and brightness.





LED LAMPS

Energy Used (Watts)	Lamp Base	Item No.	Footnotes	Domestic Code	Master Carton/ Inner Pack	Pack Type	Equiv. Incand. Watt-age	Beam Spread	Color Designation	Light Appearance (Kelvin)	Brightness (Lumens)	CRI	Avg. Rated Hours	Life in Years*	Est. Yearly Energy Cost**	MOL
NIGHT LIGHT																
0.43	Cand.	05126	1,4	0.43C7/LED/60 2CD	120/10	Card(2)	4	120°	Daylight	6000	65	6.5	10000	9.1	\$0.05	2.13"
DECORATIVE																
3	Med.	03046	1,2,4	3DEC/LED/DIM/30	24/6	Box	25	117°	Warm White	3000	80	165	25000	22.8	\$0.36	3.78"
GLOBE																
8	Med.	03011	1,2,4	8G25/LED/DIM/30	24/6	Box	40	146°	Warm White	3000	80	430	25000	22.8	\$0.96	4.25"
OMNI A19																
9	Med.	03440	1,4	9OMNI/LED/30	24/6	Card	60	220°	Warm White	3000	80	800	40000	36.5	\$1.08	4.33"
10	Med.	03439	1,2,4	10OMNI/LED/DIM/30	24/6	Card	60	220°	Warm White	3000	80	800	40000	36.5	\$1.20	4.33"
OMNI-DIRECTIONAL (MOD 2.5")																
7	Med.	03098	1,2,4	7OMNI/LED/DIM/30	24/6	Box	40	330°	Warm White	3000	80	450	25000	22.8	\$0.84	4.41"
10	Med.	03097	1,2,4	10OMNI/LED/DIM/50	24/6	Box	60	330°	Daylight	5000	80	900	35000	31.9	\$1.20	4.41"
11	Med.	03094	1,2,4	11OMNI/LED/DIM/30	24/6	Box	60	330°	Warm White	3000	80	800	25000	22.8	\$1.32	4.41"
OMNI-DIRECTIONAL (MOD 2.75")																
15	Med.	03053	1,2,4	15OMNI/LED/DIM/30	24/6	Box	75	330°	Warm White	3000	80	1100	25000	22.8	\$1.81	5.12"
MR																
3	GU5.3	02900	1,2,3,4	3MR16/LED/DIM/30	24/6	Box	15	30°	Warm White	3000	80	235	25000	22.8	\$0.36	1.72"
	GU5.3	02901	1,2,3,4	3MR16/LED/DIM/50	24/6	Box	15	30°	Daylight	5000	80	265	25000	22.8	\$0.36	1.72"
REFLECTOR																
11	Med.	03010	1,2,4	11R30/LED/DIM/30	24/6	Box	65	108°	Warm White	3000	81	750	25000	22.8	\$1.32	5.16"
13	Med.	03063	1,2,4	13R40/LED/DIM/27	6	Box	85	105°	Warm White	2700	80	850	25000	22.8	\$1.57	6.46"
PAR16 REFLECTOR																
6	Med.	03067	1,2,4	6PAR16/LED/DIM/30	36/6	Box	40	40°	Warm White	3000	80	370	35000	31.9	\$0.72	3.27"
PAR30 REFLECTOR																
13	Med.	03013	1,2,4	13PAR30/LED/DIM/30	24/6	Box	75	40°	Warm White	3000	80	700	35000	31.9	\$1.57	4.45"
PAR38 REFLECTOR																
16	Med.	03014	1,2,4	16PAR38/LED/DIM/30	24/6	Box	90	40°	Warm White	3000	80	950	35000	31.9	\$1.93	5"

*Based on 3hrs./day

**Based on 3hrs./day 11¢/kWh - Cost depends on rates and use.

Footnotes

- 1 New Item
- 2 Dimmable
- 3 Low Voltage (12V)
- 4 Approved for Damp Location



LED BASE TYPES



GU5.3



GU10

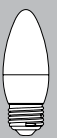

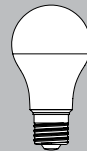
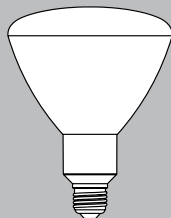
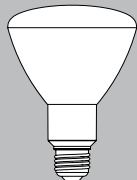
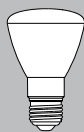


E12 Candelabra


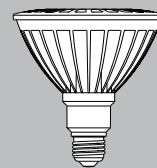


E26 Medium

LED LAMP SHAPES

C7
ShapeTorpedo
ShapeTorpedo
ShapeG25
ShapeOmni-
Directional A19
ShapeOmni-
Directional
Shape

Reflector Shapes

MR16
ShapeMR
ShapePAR16
ShapePAR30
ShapePAR38
Shape

LED LAMP COMPONENTS

Optical Control

Westinghouse has developed an acrylic and diffused lenses which allows excellent optical control of our directional LEDs. This results in a light distribution that is similar to traditional light sources.

High Power-LED

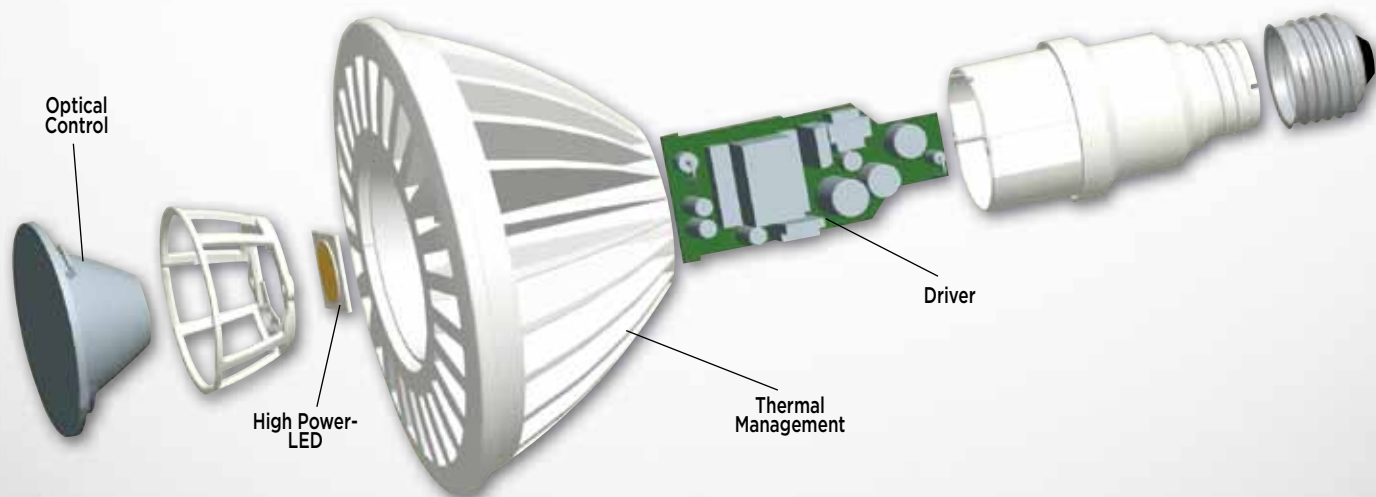
Westinghouse LEDs use High Power-LED technology. This allows for a distribution of light similar to that of incandescent or halogen flood lamps. In most cases our LEDs produce equal to or more lumens than the lamp they are replacing.

Thermal Management

Westinghouse's unique driver/LED combination has allowed us to reduce the overall size of our thermal management as our LEDs perform more efficiently. This results in a form factor that is consistent with the lamps being replaced and fits into all standard fixtures.

Driver

Westinghouse's superior driver allows for maximum efficiency of the LED and complete DIMMABILITY from 100% - 10% on almost all standard dimmers. This precision control helps ensure our long stated life and allows us to offer up to a 3 year warranty.*



* Based on 3 hrs./day

multiple benefits of compact fluorescent lighting...

ENERGY SAVING



LONG LIFE



VARIETY

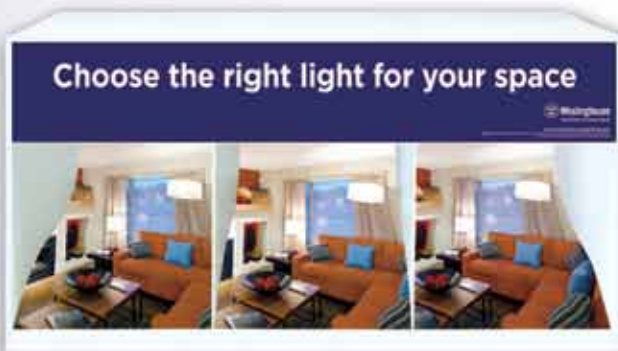


NEW!
CFL Header (2ft. x 4ft.)
#09812



NEW!
CFL Mini-Twist Bug Light
Floor Display
#09322

NEW!
CFL Mini-Twist Party Bulb
Holiday Floor Display
#09809



3 Lamp Comparison
Counter Display
#09304

Contact your Westinghouse Sales Representative for additional information on merchandising materials.

CFL

compact fluorescent
lighting ...

Available in many shapes, sizes and Kelvin temperatures, our high-quality, long-lasting CFLs fit almost any application and are a brilliant alternative to incandescent and halogen light sources.





TWIST LAMPS

Energy Used (Watts)	Lamp Base	Item No.	Footnotes	Domestic Code	Master Carton/Inner Pack	Pack Type	Equiv. Incand. Wattage	Color Designation	Light Appearance (Kelvin)	Brightness (CRI)	Brightness (Lumens)	Avg. Rated Hours	Life in Years*	Est. Yearly Energy Cost**	MOL
T2 SMALLER SIZE MINI-TWIST LAMPS															
5	Med.	36670	3	5MINITWIST/27	96/24	Box	25	Warm White	2700	82	270	10000	9.1	\$0.60	3.5"
9	Med.	37934	3	9MINITWIST/27	24/8	Hanging Box	40	Warm White	2700	82	570	10000	9.1	\$1.08	4"
13	GU24	37990	3	13MINITWIST/GU24/27	24/8	Hanging Box	60	Warm White	2700	82	800	10000	9.1	\$1.57	3.88"
	Med.	37945	3	13MINITWIST/27	24/8	Hanging Box	60	Warm White	2700	82	900	10000	9.1	\$1.57	4.38"
	Med.	37946	3	13MINITWIST/27 4PK	6	Box(4)	60	Warm White	2700	82	900	10000	9.1	\$1.57	4.38"
	Med.	37941	3	13MINITWIST/35	24/8	Hanging Box	60	Cool White	3500	82	850	10000	9.1	\$1.57	4.38"
	Med.	37942	3	13MINITWIST/35 4PK	6	Box(4)	60	Cool White	3500	82	850	10000	9.1	\$1.57	4.38"
	Med.	37714	3	13MINITWIST/50	24/8	Hanging Box	60	Daylight	5000	82	880	10000	9.1	\$1.57	4.38"
	Med.	37943	3	13MINITWIST/65	24/8	Hanging Box	60	Daylight	6500	82	840	10000	9.1	\$1.57	4.38"
	Med.	37944	3	13MINITWIST/65 4PK	6	Box(4)	60	Daylight	6500	82	840	10000	9.1	\$1.57	4.38"
14	Med.	36660	3	14MINITWIST/41	48/4	Box	60	Cool White	4100	80	900	10000	9.1	\$1.69	3.94"
18	GU24	36308	3	18MINITWIST/GU24/27	24/8	Hanging Box	75	Warm White	2700	82	1200	10000	9.1	\$2.17	4.38"
	Med.	37949	3	18MINITWIST/27 4PK	6	Box(4)	75	Warm White	2700	82	1100	10000	9.1	\$2.17	4.75"
	Med.	37950	3	18MINITWIST/27	24/8	Hanging Box	75	Warm White	2700	82	1200	10000	9.1	\$2.17	4.75"
	Med.	37951	3	18MINITWIST/35	24/8	Hanging Box	75	Cool White	3500	82	1200	10000	9.1	\$2.17	4.75"
	Med.	37952	3	18MINITWIST/35 4PK	6	Box(4)	75	Cool White	3500	82	1200	10000	9.1	\$2.17	4.75"
	Med.	37953	3	18MINITWIST/65	24/8	Hanging Box	75	Daylight	6500	82	1260	10000	9.1	\$2.17	4.75"
	Med.	37954	3	18MINITWIST/65 4PK	6	Box(4)	75	Daylight	6500	82	1260	10000	9.1	\$2.17	4.75"
20	Med.	36613	3	20MINITWIST/41	48/4	Hanging Box	75	Cool White	4100	80	1240	10000	9.1	\$2.41	4.15"
23	GU24	37994	3	23MINITWIST/GU24/27	24/8	Box	100	Warm White	2700	82	1600	10000	9.1	\$2.77	4.5"
	Med.	37958	3	23MINITWIST/35	24/8	Hanging Box	100	Cool White	3500	82	1600	10000	9.1	\$2.77	4.88"
	Med.	37959	3	23MINITWIST/35 4PK	6	Box(4)	100	Cool White	3500	82	1600	10000	9.1	\$2.77	4.88"
	Med.	37716	3	23MINITWIST/50	24/8	Hanging Box	100	Daylight	5000	82	1600	10000	9.1	\$2.77	4.88"
	Med.	37960	3	23MINITWIST/65	24/8	Hanging Box	100	Daylight	6500	82	1600	10000	9.1	\$2.77	4.88"
	Med.	37961	3	23MINITWIST/65 4PK	6	Box(4)	100	Daylight	6500	82	1600	10000	9.1	\$2.77	4.88"
HIGH WATTAGE TWIST LAMPS															
26	Med.	36609	3	26TWIST/27	48/4	Box	100	Warm White	2700	80	1750	10000	9.1	\$3.13	4.65"
	Med.	36607	3	26TWIST/41	48/4	Box	100	Cool White	4100	80	1650	10000	9.1	\$3.13	4.69"
42	Med.	37918	3	42TWIST/27	4	Box	150	Warm White	2700	80	2800	10000	9.1	\$5.06	7"
	Med.	37919	3	42TWIST/65	4	Box	150	Daylight	6500	80	2800	10000	9.1	\$5.06	7"
68	Med.	37921	3	68TWIST/27	4	Box	250	Warm White	2700	82	4200	8000	7.3	\$8.19	9.45"
	Mogul	37920	3	68TWIST/E39/65	4	Box	250	Daylight	6500	82	4200	8000	7.3	\$8.19	9.65"
85	Med.	37072	3	85TWIST/65	6	Box	300	Daylight	6500	82	4800	8000	7.3	\$10.24	11.22"
105	Med.	37073	3	105TWIST/65	6	Box	400	Daylight	6500	82	5800	8000	7.3	\$12.65	12.63"

* Based on 3 hrs./day

** Based on 3 hrs./day 11¢/kWh — Cost depends on rates and use.

Contains mercury. For more on clean up and safe disposal, visit epa.gov/cfl.

Footnotes

1 New Item

2 Approved for Damp Location

3 Not for use with electronic dimmers





T10



A SHAPE



GLOBE



BUG LIGHT TWIST



GREEN TWIST



RED TWIST



14W TOUGHHELL*

COVERED LAMPS

Energy Used (Watts)	Lamp Base	Item No.	Footnotes	Domestic Code	Master Carton/Inner Pack	Pack Type	Equiv. Incand. Wattage	Color Designation	Light Appearance (Kelvin)	Brightness CRI	Brightness (Lumens)	Avg. Rated Hours	Life in Years*	Est. Yearly Energy Cost**	MOL
T10															
7	Med.	03751	1,3	7T10/27	36/6	Card	40	Warm White	2700	80	310	8000	7.3	\$0.84	4.57"
A SHAPE															
14	Med.	37900	3	14ASHAPE/27	8	Box	60	Warm White	2700	80	800	10000	9.1	\$1.69	5"
	Med.	37901	3	14ASHAPE/27 2PK	4	Box(2)	60	Warm White	2700	80	800	10000	9.1	\$1.69	5"
	Med.	37903	3	14ASHAPE/65 2PK	4	Box(2)	60	Daylight	6500	80	800	8000	7.3	\$1.69	5"
GLOBE															
15	Med.	38001	3	15GLOBE/27	8	Hanging Box	60	Warm White	2700	82	820	10000	9.1	\$1.81	4.38"
	Med.	38002	3	15GLOBE/27 2PK	4	Box(2)	60	Warm White	2700	82	820	10000	9.1	\$1.81	4.38"
	Med.	38003	3	15GLOBE/35 2PK	4	Box(2)	60	Cool White	3500	82	800	10000	9.1	\$1.81	4.38"
	Med.	38004	3	15GLOBE/65 2PK	4	Box(2)	60	Daylight	6500	82	820	10000	9.1	\$1.81	4.38"

SPECIALTY LAMPS

Energy Used (Watts)	Lamp Base	Item No.	Footnotes	Domestic Code	Master Carton/Inner Pack	Pack Type	Equiv. Incand. Wattage	Color Designation	Light Appearance (Kelvin)	Brightness CRI	Brightness (Lumens)	Avg. Rated Hours	Life in Years*	Est. Yearly Energy Cost**	MOL
BUG LIGHT & HOLIDAY MINI-TWIST															
13	Med.	37925	3	13MINITWIST/BUG	24/4	Box	60	Yellow Bug Light	-	80	-	10000	9.1	\$1.57	4.65"
	Med.	37927	1,3	13MINITWIST/G	24/4	Box	60	Green	-	80	-	10000	9.1	\$1.57	4.65"
	Med.	37929	1,3	13MINITWIST/R	24/4	Box	60	Red	-	80	-	10000	9.1	\$1.57	4.65"
TOUGHHELL* (SILICONE COATED)															
14	Med.	37988	3	14MINITWIST/TS/27	24/6	Hanging Box	60	Warm White	2700	82	730	12000	10.9	\$1.69	4.31"

* Based on 3 hrs./day

** Based on 3 hrs./day 11¢/kWh — Cost depends on rates and use.



Contains mercury. For more on clean up and safe disposal, visit epa.gov/cfl.

Footnotes

1 New Item

3 Not for use with electronic dimmers

2 Approved for Damp Location



REPLACEMENT LAMPS

Energy Used (Watts)	Lamp Base	Item No.	Footnotes	Domestic Code	Master Carton/ Inner Pack	Pack Type	Color Designation	Light Appearance (Kelvin)	CRI	Brightness (Lumens)	Avg. Rated Hours	Life in Years*	Est. Yearly Energy Cost**	MOL
2-PIN LAMPS (PREHEAT ELECTROMAGNETIC BALLASTS)														
5	G23	37040	2,3	F5TT/27	72/6	Box	Warm White	2700	82	250	10000	9.1	\$0.60	4.31"
	G23	06125	2,3	F5TT/41	72/6	Box	Cool White	4100	82	250	10000	9.1	\$0.60	4.31"
7	G23	37041	2,3	F7TT/27	72/6	Box	Warm White	2700	82	400	10000	9.1	\$0.84	5.38"
	G23	37373	2,3	F7TT/27	36/6	Card	Warm White	2700	82	400	10000	9.1	\$0.84	5.38"
	G23	06126	2,3	F7TT/41	72/6	Box	Cool White	4100	82	400	10000	9.1	\$0.84	5.38"
9	G23	37042	2,3	F9TT/27	72/6	Box	Warm White	2700	82	600	10000	9.1	\$1.08	6.63"
	G23	37374	2,3	F9TT/27	36/6	Card	Warm White	2700	82	600	10000	9.1	\$1.08	6.63"
	G23	06127	2,3	F9TT/41	72/6	Box	Cool White	4100	82	600	10000	9.1	\$1.08	6.63"
13	GX23	37043	2,3	F13TT/27	72/6	Box	Warm White	2700	82	900	10000	9.1	\$1.57	7.19"
	GX23	37375	2,3	F13TT/27	36/6	Card	Warm White	2700	82	900	10000	9.1	\$1.57	7.19"
	GX23	06118	2,3	F13TT/35	72/6	Box	Cool White	3500	82	900	10000	9.1	\$1.57	7.19"
	GX23	06128	2,3	F13TT/41	72/6	Box	Cool White	4100	82	900	10000	9.1	\$1.57	7.19"
	GX23-2	37044	2,3	F13DTT/27	72/6	Box	Warm White	2700	82	860	10000	9.1	\$1.57	4.69"
	GX23-2	37376	2,3	F13DTT/27	36/6	Card	Warm White	2700	82	860	10000	9.1	\$1.57	4.69"
	GX23-2	06119	2,3	F13DTT/35	72/6	Box	Cool White	3500	82	860	10000	9.1	\$1.57	4.69"
	GX23-2	06164	2,3	F13DTT/41	72/6	Box	Cool White	4100	82	860	10000	9.1	\$1.57	4.69"
18	G24d-2	06129	2,3	F18DTT/41	72/6	Box	Cool White	4100	82	1250	10000	9.1	\$2.17	6"
26	G24d-3	06180	2,3	F26DTT/27	72/6	Box	Warm White	2700	82	1500	10000	9.1	\$3.13	6.81"
	G24d-3	06121	2,3	F26DTT/35	72/6	Box	Cool White	3500	82	1500	10000	9.1	\$3.13	6.81"
	G24d-3	06130	2,3	F26DTT/41	72/6	Box	Cool White	4100	82	1500	10000	9.1	\$3.13	6.81"
4-PIN LAMPS														
13	G24q-1	37059	4	F13DTT/27/4P	72/6	Box	Warm White	2700	82	900	10000	9.1	\$1.57	5.19"
	G24q-1	37159	4	F13DTT/35/4P	72/6	Box	Cool White	3500	82	900	10000	9.1	\$1.57	5.19"
	G24q-1	37559	4	F13DTT/41/4P	72/6	Box	Cool White	4100	82	900	10000	9.1	\$1.57	5.19"
	G24q-1	37619	4	F13S/27	36	Box	Warm White	2700	82	900	10000	9.1	\$1.57	4"
18	G24q-2	37046	4	F18DTT/27/4P	50	Box	Warm White	2700	82	1200	10000	9.1	\$2.17	5.81"
	G24q-2	37146	4	F18DTT/35/4P	50	Box	Cool White	3500	82	1200	10000	9.1	\$2.17	5.81"
	G24q-2	37546	4	F18DTT/41/4P	50	Box	Cool White	4100	82	1200	10000	9.1	\$2.17	5.81"
26	G24q-3	37047	4	F26DTT/27/4P	50	Box	Warm White	2700	82	1800	10000	9.1	\$3.13	6.5"
	G24q-3	37147	4	F26DTT/35/4P	50	Box	Cool White	3500	82	1800	10000	9.1	\$3.13	6.5"
	G24q-3	37547	4	F26DTT/41/4P	50	Box	Cool White	4100	82	1800	10000	9.1	\$3.13	6.5"
	GX24q-3	37045	4	F26TTT/27/4P	50	Box	Warm White	2700	82	1800	10000	9.1	\$3.13	5.19"
	GX24q-3	37145	4	F26TTT/35/4P	50	Box	Cool White	3500	82	1800	10000	9.1	\$3.13	5.19"
	GX24q-3	37545	4	F26TTT/41/4P	50	Box	Cool White	4100	82	1800	10000	9.1	\$3.13	5.19"
32	GX24q-3	37048	4	F32TTT/27/4P	50	Box	Warm White	2700	82	2400	10000	9.1	\$3.85	5.81"
	GX24q-3	37148	4	F32TTT/35/4P	50	Box	Cool White	3500	82	2400	10000	9.1	\$3.85	5.81"
	GX24q-3	37548	4	F32TTT/41/4P	50	Box	Cool White	4100	82	2400	10000	9.1	\$3.85	5.81"
42	GX24q-4	37149	4	F42TTT/35/4P	50	Box	Cool White	3500	82	3200	10000	9.1	\$5.06	6.63"
	GX24q-4	37549	4	F42TTT/41/4P	50	Box	Cool White	4100	82	3200	10000	9.1	\$5.06	6.63"
4-PIN LONG TWIN TUBE LAMPS														
36	2G11	07019	4	F36TTL/835	25	Box	Cool White	3500	82	2900	20000	18.2	\$4.34	16.25"
	2G11	07020	4	F36TTL/841	25	Box	Cool White	4100	82	2900	20000	18.2	\$4.34	16.25"
40	2G11	07022	4	F40TTL/835	25	Box	Cool White	3500	82	3200	20000	18.2	\$4.82	22.5"
	2G11	07023	4	F40TTL/841	25	Box	Cool White	4100	82	3200	20000	18.2	\$4.82	22.5"

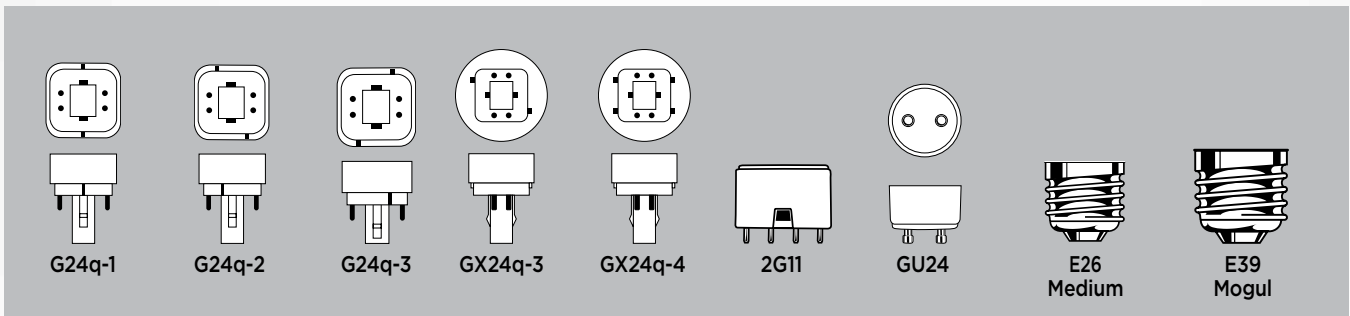
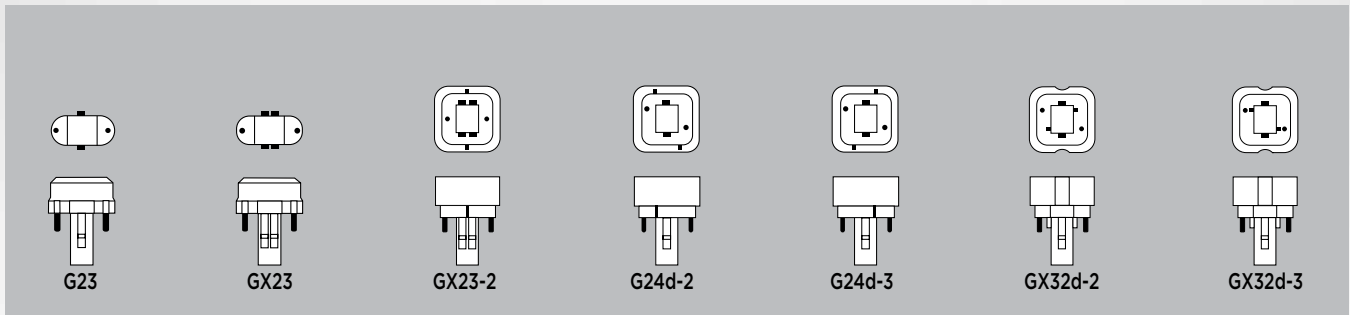
* Based on 3 hrs./day ** Based on 3 hrs./day 11¢/kWh — Cost depends on rates and use.

Contains mercury. For more on clean up and safe disposal, visit epa.gov/cfl.

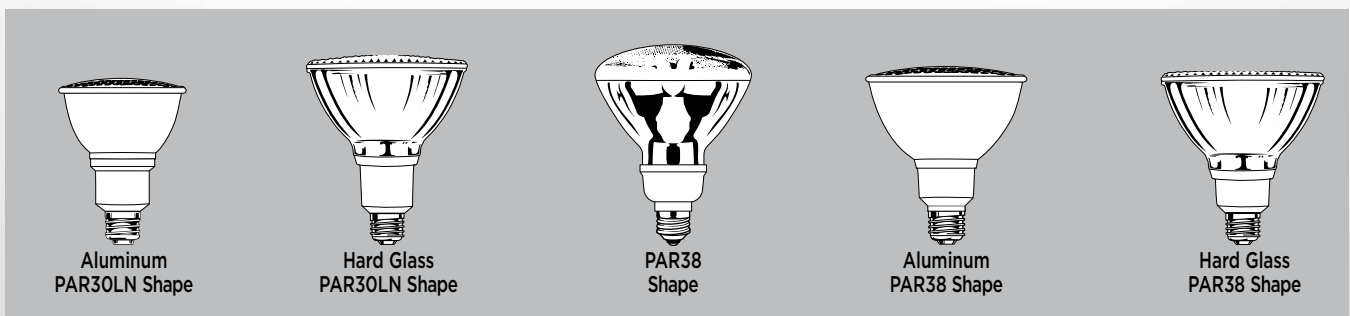
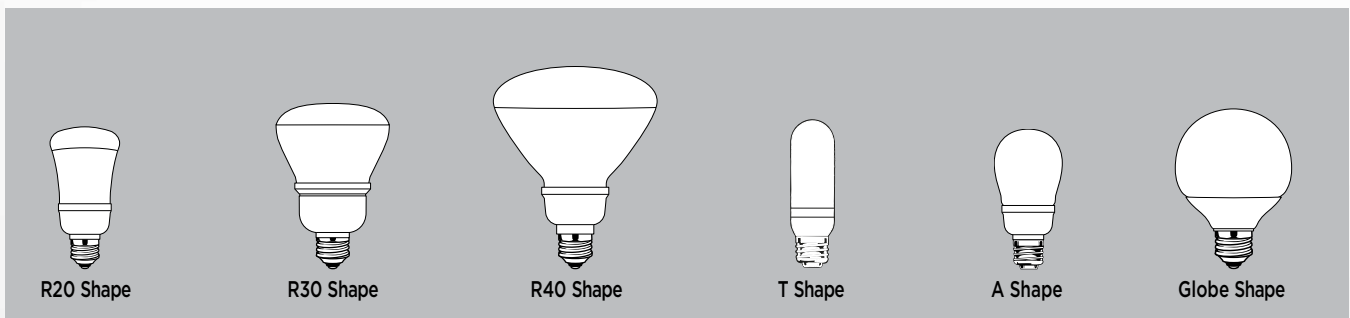
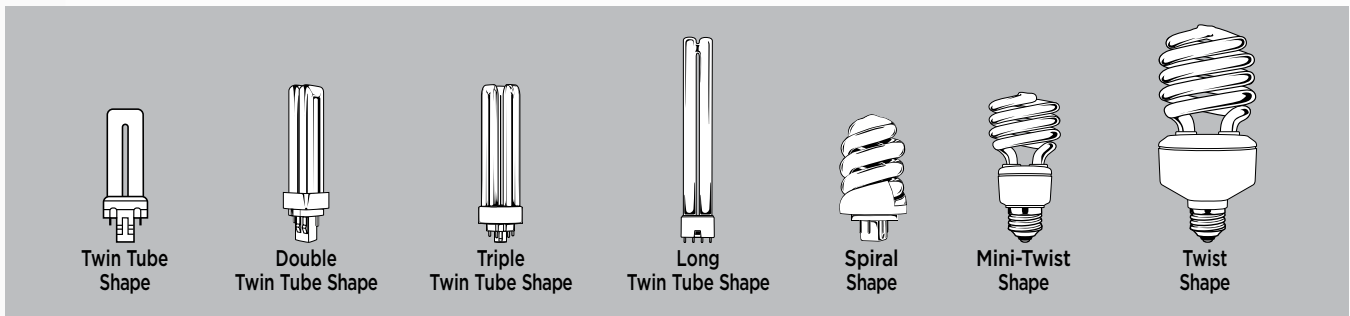
Footnotes

- 1 New Item
- 2 Preheat Electromagnetic Ballasts
- 3 Not for use with electronic dimmers
- 4 For use with electronic and dimming ballasts

COMPACT FLUORESCENT BASE TYPES



COMPACT FLUORESCENT LAMP SHAPES




COLOR TEMPERATURE

Color temperature is a characteristic of visible light that has important applications in lighting, photography, videography, publishing, manufacturing, astrophysics and other fields. The color temperature of a light source is the temperature of an ideal black-body radiator that radiates light of comparable hue to that light source. The temperature is conventionally stated in units of absolute temperature, known as Kelvin (K).

Lower color temperatures (up to 3000K) are called warm white and range from red to yellowish-white in tone. Mid-range color temperatures (3100K-4500K) are called cool white. Higher color temperatures (4600K or more) are called daylight which appear blue-white.

Kelvin Color Temperature	2700K	3000K	3500K	4100K	5000K	6500K
Associated Effects and Moods	Ambiant Intimate Personal	Calm Warm	Friendly Inviting	Precise Clean Efficient	Daylight Vibrant	Daylight Alert
Appropriate Applications	Living/Family Rooms Commercial/Hospitality	Living/Family Rooms Commercial/Hospitality	Kitchen/Bath Light Commercial	Garage Commercial	Commercial Industrial Institutional	Commercial Industrial Institutional

COLOR TEMPERATURE SCALE



all-purpose, decorative and specialty lighting...



NEW!
2' Gondola Display
24"L x 14"D x 54"H
#96208
NEW!
Gondola Shelves (2-Pack)
24"L x 14"D
#96209



Generic Westinghouse Header
(1ft. x 4ft.)
#38554



NEW!
5-Socket Interactive
Lamp Display
#96210



NEW!
BR38 Holiday
Floor Display
#09326

NEW!
A19 Party Bulb
Holiday Floor Display
#09324



NEW!
Vintage ST20
Floor Display
#09323

NEW!
Haunting Halloween
Floor Display
#09325



NEW!
A19 Bug Light
Floor Display
#09381

NEW!
BR38 Bug Light
Floor Display
#09810

Contact your Westinghouse Sales Representative for additional information on merchandising materials.

INCANDESCENT

all-purpose, decorative and specialty lighting ...

Westinghouse offers a wide range of incandescent lamps to meet decorative, general purpose, low voltage, specialty and rough service applications.





FLAMME TWIST
CA5



FLAME TIP
CA7



FLAME TIP
CA8



FLAME TIP
CA9½



FLAME TIP
CA10


FLAME TIP CANDELABRA BASE

Energy Used (Watts)	Lamp Base	Item No.	Footnotes	Domestic Code	Volts	Master Carton/ Inner Pack	Pack Type	Finish	Filament Type	Avg. Rated Hours	Brightness (Lumens)	Life in Years*	Est. Yearly Energy Cost**	MOL
CA5 (Flamme Twist)														
7 1/2	Cand.	03241		7.5CA5/CB	120	200/10	Box	Clear	C7A	3000	39	2.7	\$0.90	2.81"
	Cand.	03242		7.5CA5/F/CB	120	200/10	Box	Frost	C7A	3000	37	2.7	\$0.90	2.81"
	Cand.	03243		7.5CA5/FY/CB	120	200/10	Box	Frost Yellow	C7A	3000	37	2.7	\$0.90	2.81"
	Cand.	03755		7.5CA5/CB 3CD	120	60/10	Card(3)	Clear	C7A	3000	39	2.7	\$0.90	2.81"
	Cand.	03542		7.5CA5/F/CB 3CD	120	60/10	Card(3)	Frost	C7A	3000	37	2.7	\$0.90	2.81"
CA7														
10	Cand.	03272		10CA7/CB	120	200/25	Box	Clear	C7A	1500	62	1.3	\$1.20	2.81"
	Cand.	03671		10CA7/CB/130	130	200/25	Box	Clear	C7A	2500	58	2.2	\$1.20	2.81"
CA8														
7 1/2	Cand.	03670	4	7.5CA8/CB/130	130	200/25	Box	Clear	C7A	2500	40	2.2	\$0.90	3.5"
15	Cand.	03273		15CA8/CB	120	200/25	Box	Clear	CC2V	1500	100	1.3	\$1.81	3.5"
	Cand.	03773		15CA8/CB 2CD	120	60/10	Card(2)	Clear	CC2V	1500	100	1.3	\$1.81	3.5"
	Cand.	03277		15CA8/F/CB	120	200/25	Box	Frost	CC2V	1500	71	1.3	\$1.81	3.5"
	Cand.	03777		15CA8/F/CB 2CD	120	60/10	Card(2)	Frost	CC2V	1500	90	1.3	\$1.81	3.5"
	Cand.	03673	4	15CA8/CB/130	130	200/25	Box	Clear	CC2V	2500	75	2.2	\$1.81	3.5"
25	Cand.	03424		25CA8/CB/12V	12	200/10	Box	Clear	C6	2500	190	2.2	\$3.01	3.5"
	Cand.	03274		25CA8/CB	120	200/25	Box	Clear	CC2V	1500	190	1.3	\$3.01	3.5"
	Cand.	03774		25CA8/CB 2CD	120	60/10	Card(2)	Clear	CC2V	1500	175	1.3	\$3.01	3.5"
	Cand.	03278		25CA8/F/CB	120	200/25	Box	Frost	CC2V	1500	190	1.3	\$3.01	3.5"
	Cand.	03778		25CA8/F/CB 2CD	120	60/10	Card(2)	Frost	CC2V	1500	160	1.3	\$3.01	3.5"
	Cand.	03674	4	25CA8/CB/130	130	200/25	Box	Clear	CC2V	2500	158	2.2	\$3.01	3.5"
	Cand.	03678	4	25CA8/F/CB/130	130	200/25	Box	Frost	CC2V	2500	145	2.2	\$3.01	3.5"
CA9 1/2														
40	Cand.	03275		40CA91/2/CB	120	200/25	Box	Clear	CC2V	1500	365	1.3	\$4.82	3.75"
	Cand.	03775		40CA91/2/CB 2CD	120	60/10	Card(2)	Clear	CC2V	1500	365	1.3	\$4.82	3.75"
	Cand.	03279		40CA91/2/F/CB	120	200/25	Box	Frost	CC2V	1500	350	1.3	\$4.82	3.75"
	Cand.	03779		40CA91/2/F/CB 2CD	120	60/10	Card(2)	Frost	CC2V	1500	350	1.3	\$4.82	3.75"
	Cand.	03675	4	40CA91/2/CB/130	130	200/25	Box	Clear	CC2V	2500	330	2.2	\$4.82	3.75"
	Cand.	03679	4	40CA91/2/F/CB/130	130	200/25	Box	Frost	CC2V	2500	310	2.2	\$4.82	3.75"
CA10														
60	Cand.	03262		60CA10/CB	120	200/25	Box	Clear	CC2V	1500	615	1.3	\$7.23	4"
	Cand.	03762		60CA10/CB 2CD	120	60/10	Card(2)	Clear	CC2V	1500	615	1.3	\$7.23	4"
	Cand.	03263		60CA10/F/CB	120	200/25	Box	Frost	CC2V	1500	590	1.3	\$7.23	4"
	Cand.	03763		60CA10/F/CB 2CD	120	60/10	Card(2)	Frost	CC2V	1500	590	1.3	\$7.23	4"
	Cand.	03662	4	60CA10/CB/130	130	200/25	Box	Clear	CC2V	2500	600	2.2	\$7.23	4"
	Cand.	03663	4	60CA10/F/CB/130	130	200/25	Box	Frost	CC2V	2500	580	2.2	\$7.23	4"

* Based on 3 hrs./day

** Based on 3 hrs./day 11¢/kWh — Cost depends on rates and use.

Footnotes

- 1 New Item
- 2 Canadian Standards Association 
- 3 Eco-Halogen Energy-Saving Technology

- 4 Commercial Service*
- 5 Fan
- 6 Non-Stick Base

- 7 Krypton(KR)
- 8 Vibration Resistant lamps are designed for vibration service only.
- 9 Rough Service lamps are designed for rough service applications.



FLAME TIP
CA10 CLEAR



FLAME TIP
CA10 FROST

FLAME TIP MEDIUM BASE

Energy Used (Watts)	Lamp Base	Item No.	Footnotes	Domestic Code	Volts	Master Carton/ Inner Pack	Pack Type	Finish	Filament Type	Avg. Rated Hours	Light Appearance (Kelvin)	Brightness (Lumens)	Life in Years*	Est. Yearly Energy Cost**	MOL
CA10															
25	Med.	03264		25CA10	120	200/25	Box	Clear	CC2V	1500	2700	190	1.3	\$3.01	4"
	Med.	03764		25CA10 2CD	120	60/10	Card(2)	Clear	CC2V	1500	2700	190	1.3	\$3.01	4"
	Med.	03267		25CA10/F	120	200/25	Box	Frost	CC2V	1500	2700	175	1.3	\$3.01	4"
	Med.	03664	4	25CA10/130	130	200/25	Box	Clear	CC2V	2500	2700	190	2.2	\$3.01	4"
	Med.	03667	4	25CA10/F/130	130	200/25	Box	Frost	CC2V	2500	2700	175	2.2	\$3.01	4"
40	Med.	03265		40CA10	120	200/25	Box	Clear	CC2V	1500	2700	365	1.3	\$4.82	4"
	Med.	03765		40CA10 2CD	120	60/10	Card(2)	Clear	CC2V	1500	2700	365	1.3	\$4.82	4"
	Med.	03268		40CA10/F	120	200/25	Box	Frost	CC2V	1500	2700	350	1.3	\$4.82	4"
	Med.	03768		40CA10/F 2CD	120	60/10	Card(2)	Frost	CC2V	1500	2700	350	1.3	\$4.82	4"
	Med.	03665	4	40CA10/130	130	200/25	Box	Clear	CC2V	2500	2700	345	2.2	\$4.82	4"
	Med.	03668	4	40CA10/F/130	130	200/25	Box	Frost	CC2V	2500	2700	330	2.2	\$4.82	4"
60	Med.	03266	8	60CA10/VR	120	200/25	Box	Clear	C7A	1500	2700	565	1.3	\$7.23	4"
	Med.	03766	8	60CA10/VR 2CD	120	120/20	Card(2)	Clear	C7A	1500	2700	565	1.3	\$7.23	4"
	Med.	03269	8	60CA10/F/VR	120	200/25	Box	Frost	C7A	1500	2700	565	1.3	\$7.23	4"
	Med.	03769	8	60CA10/F/VR 2CD	120	120/20	Card(2)	Frost	C7A	1500	2700	565	1.3	\$7.23	4"
	Med.	03666	8	60CA10/VR/130	130	200/25	Box	Clear	C7A	2500	2700	545	2.2	\$7.23	4"
	Med.	03669	8	60CA10/F/VR/130	130	200/25	Box	Frost	C7A	2500	2700	545	2.2	\$7.23	4"

* Based on 3 hrs./day

** Based on 3 hrs./day 11¢/kWh — Cost depends on rates and use.

Footnotes

- 1 New Item
 - 2 Canadian Standards Association
 - 3 Eco-Halogen Energy-Saving Technology
- www.westinghouselighting.com

- 4 Commercial Service*
- 5 Fan
- 6 Non-Stick Base

- 7 Krypton(KR)
- 8 Vibration Resistant lamps are designed for vibration service only.
- 9 Rough Service lamps are designed for rough service applications.



TORPEDO B9 1/2
CLEAR



TORPEDO B9 1/2
FROST



TORPEDO B9 1/2
WHITE



TORPEDO B10
CLEAR



TORPEDO B10
FROST

TORPEDO CANDELABRA BASE

Energy Used (Watts)	Lamp Base	Item No.	Footnotes	Domestic Code	Volts	Master Carton/ Inner Pack	Pack Type	Finish	Filament Type	Avg. Rated Hours	Brightness (Lumens)	Life in Years*	Est. Yearly Energy Cost**	MOL
B9 1/2														
15	Cand.	03230		15B91/2/CB	120	200/25	Box	Clear	CC2V	1500	104	1.3	\$1.81	3.33"
	Cand.	03681	4	15B91/2/CB/130	130	200/25	Box	Clear	CC2V	2500	100	2.2	\$1.81	3.33"
25	Cand.	03282		25B91/2/CB	120	200/25	Box	Clear	CC2V	1500	190	1.3	\$3.01	3.33"
	Cand.	03782		25B91/2/CB 2CD	120	60/10	Card(2)	Clear	CC2V	1500	190	1.3	\$3.01	3.33"
	Cand.	03285		25B91/2/F/CB	120	200/25	Box	Frost	CC2V	1500	175	1.3	\$3.01	3.33"
	Cand.	03785		25B91/2/F/CB 2CD	120	60/10	Card(2)	Frost	CC2V	1500	175	1.3	\$3.01	3.33"
	Cand.	03682	4	25B91/2/CB/130	130	200/25	Box	Clear	CC2V	2500	170	2.2	\$3.01	3.33"
	Cand.	03685	4	25B91/2/F/CB/130	130	200/25	Box	Frost	CC2V	2500	165	2.2	\$3.01	3.33"
40	Cand.	03283		40B91/2/CB	120	200/25	Box	Clear	CC2V	1500	365	1.3	\$4.82	3.33"
	Cand.	03783		40B91/2/CB 2CD	120	60/10	Card(2)	Clear	CC2V	1500	365	1.3	\$4.82	3.33"
	Cand.	03286		40B91/2/F/CB	120	200/25	Box	Frost	CC2V	1500	350	1.3	\$4.82	3.33"
	Cand.	03786		40B91/2/F/CB 2CD	120	60/10	Card(2)	Frost	CC2V	1500	350	1.3	\$4.82	3.33"
	Cand.	03289		40B91/2/W/CB	120	200/25	Box	White	CC2V	1500	350	1.3	\$4.82	3.33"
	Cand.	04023	5	40B91/2/FAN/CB 2CD	120	60/10	Card(2)	Clear	CC2V	1500	365	1.3	\$4.82	3.33"
	Cand.	04024	5	40B91/2/F/FAN/CB 2CD	120	60/10	Card(2)	Frost	CC2V	1500	350	1.3	\$4.82	3.33"
	Cand.	03683	4	40B91/2/CB/130	130	200/25	Box	Clear	CC2V	2500	345	2.2	\$4.82	3.33"
	Cand.	03686	4	40B91/2/F/CB/130	130	200/25	Box	Frost	CC2V	2500	330	2.2	\$4.82	3.33"
B10														
40	Cand.	03281	7	40B10/KR/CB	120	120/10	Box	Clear	CC2V	3000	420	2.7	\$4.82	3.75"
60	Cand.	03284		60B10/CB	120	200/25	Box	Clear	CC2V	1500	615	1.3	\$7.23	3.75"
	Cand.	03784		60B10/CB 2CD	120	60/10	Card(2)	Clear	CC2V	1500	615	1.3	\$7.23	3.75"
	Cand.	03287		60B10/F/CB	120	200/25	Box	Frost	CC2V	1500	590	1.3	\$7.23	3.75"
	Cand.	03787		60B10/F/CB 2CD	120	60/10	Card(2)	Frost	CC2V	1500	590	1.3	\$7.23	3.75"
	Cand.	04027	5	60B10/FAN/CB 2CD	120	60/10	Card(2)	Clear	CC2V	1500	615	1.3	\$7.23	3.75"
	Cand.	04028	5	60B10/F/FAN/CB 2CD	120	60/10	Card(2)	Frost	CC2V	1500	590	1.3	\$7.23	3.75"
	Cand.	03684	4	60B10/CB/130	130	200/25	Box	Clear	CC2V	2500	610	2.2	\$7.23	3.75"
	Cand.	03687	4	60B10/F/CB/130	130	200/25	Box	Frost	CC2V	2500	575	2.2	\$7.23	3.75"

* Based on 3 hrs./day

** Based on 3 hrs./day 11¢/kWh — Cost depends on rates and use.

Footnotes

- 1 New Item
- 2 Canadian Standards Association
- 3 Eco-Halogen Energy-Saving Technology

- 4 Commercial Service*
- 5 Fan
- 6 Non-Stick Base

- 7 Krypton(KR)
- 8 Vibration Resistant lamps are designed for vibration service only.
- 9 Rough Service lamps are designed for rough service applications.



TORPEDO B11
CLEAR



TORPEDO B11
FROST



TORPEDO B11
WHITE



TORPEDO B11
NON-STICK

TORPEDO MEDIUM BASE

Energy Used (Watts)	Lamp Base	Item No.	Footnotes	Domestic Code	Volts	Master Carton/ Inner Pack	Pack Type	Finish	Filament Type	Avg. Rated Hours	Light Appearance (Kelvin)	Brightness (Lumens)	Life in Years*	Est. Yearly Energy Cost**	MOL
B11															
25	Med.	03231	2	25B11	120	200/25	Box	Clear	CC2V	1500	2700	190	1.3	\$3.01	3.63"
	Med.	03731		25B11 2CD	120	60/10	Card(2)	Clear	CC2V	1500	2700	190	1.3	\$3.01	3.63"
	Med.	03234	2	25B11/F	120	200/25	Box	Frost	CC2V	1500	2700	175	1.3	\$3.01	3.63"
	Med.	03734		25B11/F 2CD	120	60/10	Card(2)	Frost	CC2V	1500	2700	175	1.3	\$3.01	3.63"
	Med.	03737		25B11/W 2CD	120	60/10	Card(2)	White	CC2V	1500	2700	175	1.3	\$3.01	3.63"
	Med.	03476	2,6	25B11/EZ 2CD	120	60/10	Card(2)	Clear	CC2V	1500	2700	190	1.3	\$3.01	3.63"
	Med.	03631	4	25B11/130	130	200/25	Box	Clear	CC2V	2500	2650	170	2.2	\$3.01	3.63"
40	Med.	03232	2	40B11	120	200/25	Box	Clear	CC2V	1500	2700	365	1.3	\$4.82	3.63"
	Med.	03732	2	40B11 2CD	120	60/10	Card(2)	Clear	CC2V	1500	2700	365	1.3	\$4.82	3.63"
	Med.	03235	2	40B11/F	120	200/25	Box	Frost	CC2V	1500	2700	350	1.3	\$4.82	3.63"
	Med.	03735		40B11/F 2CD	120	60/10	Card(2)	Frost	CC2V	1500	2700	350	1.3	\$4.82	3.63"
	Med.	03738		40B11/W 2CD	120	60/10	Card(2)	White	CC2V	1500	2700	350	1.3	\$4.82	3.63"
	Med.	03477	2,6	40B11/EZ 2CD	120	60/10	Card(2)	Clear	CC2V	1500	2700	365	1.3	\$4.82	3.63"
	Med.	04092	5	40B11/FAN 2CD	120	60/10	Card(2)	Clear	CC2V	1500	2700	365	1.3	\$4.82	3.63"
	Med.	04093	5	40B11/F/FAN 2CD	120	60/10	Card(2)	Frost	CC2V	1500	2700	350	1.3	\$4.82	3.63"
	Med.	03632	4	40B11/130	130	200/25	Box	Clear	CC2V	2500	2650	345	2.2	\$4.82	3.63"
60	Med.	03293	8	60B11/VR	120	200/25	Box	Clear	C7A	1500	2650	570	1.3	\$7.23	3.63"
	Med.	03793	8	60B11/VR 2CD	120	120/20	Card(2)	Clear	C7A	1500	2650	570	1.3	\$7.23	3.63"
	Med.	03296	8	60B11/F/VR	120	200/25	Box	Frost	C7A	1500	2650	540	1.3	\$7.23	3.63"
	Med.	03796	8	60B11/F/VR 2CD	120	120/20	Card(2)	Frost	C7A	1500	2650	540	1.3	\$7.23	3.63"
	Med.	03299	8	60B11/W/VR	120	200/25	Box	White	C7A	1500	2650	525	1.3	\$7.23	3.63"
	Med.	03799	8	60B11/W/VR 2CD	120	120/20	Card(2)	White	C7A	1500	2650	525	1.3	\$7.23	3.63"
	Med.	03478	8	60B11/EZ/VR 2CD	120	120/20	Card(2)	Clear	C7A	1500	2650	570	1.3	\$7.23	3.63"
	Med.	04094	8	60B11/FAN/VR 2CD	120	120/20	Card(2)	Clear	C7A	1500	2650	570	1.3	\$7.23	3.63"
	Med.	04095	8	60B11/F/FAN/VR 2CD	120	120/20	Card(2)	Frost	C7A	1500	2650	540	1.3	\$7.23	3.63"
	Med.	03693	8	60B11/VR/130	130	200/25	Box	Clear	C7A	2500	2650	560	2.2	\$7.23	3.63"

* Based on 3 hrs./day

** Based on 3 hrs./day 11¢/kWh – Cost depends on rates and use.

Footnotes

- 1 New Item
 - 2 Canadian Standards Association
 - 3 Eco-Halogen Energy-Saving Technology
- www.westinghouselighting.com

- 4 Commercial Service*
- 5 Fan
- 6 Non-Stick Base

- 7 Krypton(KR)
- 8 Vibration Resistant lamps are designed for vibration service only.
- 9 Rough Service lamps are designed for rough service applications.



GLOWESCENT® (SPUN SATIN)

Energy Used (Watts)	Lamp Base	Item No.	Footnotes	Domestic Code	Volts	Master Carton/Inner Pack	Pack Type	Finish	Filament Type	Avg. Rated Hours	Light Appearance (Kelvin)	Brightness (Lumens)	Life in Years*	Est. Yearly Energy Cost**	MOL
C11															
25	Cand.	03023		25C11/GLOWESCENT/CB	120	72/6	Card	White	C7A	1500	2650	160	1.3	\$3.01	4"
40	Cand.	03025		40C11/GLOWESCENT/CB	120	72/6	Card	White	C7A	1500	2650	320	1.3	\$4.82	4"
60	Cand.	03026		60C11/GLOWESCENT/CB	120	72/6	Card	White	C7A	1500	2650	600	1.3	\$7.23	4"
C15															
25	Med.	03016		25C15/GLOWESCENT	120	72/6	Card	White	C9	1500	2650	160	1.3	\$3.01	4.5"
40	Med.	03018		40C15/GLOWESCENT	120	72/6	Card	White	C9	1500	2650	320	1.3	\$4.82	4.5"
60	Med.	03019		60C15/GLOWESCENT	120	72/6	Card	White	C9	1500	2650	600	1.3	\$7.23	4.5"
H19															
75	Med.	03336		75H19/GLOWESCENT	120	72/12	Box	White	C9	1500	2700	825	1.3	\$9.03	5.81"

FLICKER FLAME

Energy Used (Watts)	Lamp Base	Item No.	Footnotes	Domestic Code	Volts	Master Carton/Inner Pack	Pack Type	Finish	Filament Type	Avg. Rated Hours	Light Appearance (Kelvin)	Brightness (Lumens)	Life in Years*	Est. Yearly Energy Cost**	MOL
CA5 1/2															
3	Cand.	03661		3CA5 1/2/FLK/CB	120	200/10	Box	Clear	Flicker	1500	-	-	1.3	\$0.36	2.81"
CA8															
3	Cand.	03756		3CA8/FLK/CB	120	60/10	Card	Clear	Flicker	1500	-	-	1.3	\$0.36	3.5"
	Cand.	03656		3CA8/FLK/CB	120	200/10	Box	Clear	Flicker	1500	-	-	1.3	\$0.36	3.5"
CA10															
3	Med.	03757		3CA10/FLK	120	60/10	Card	Clear	Flicker	1500	-	-	1.3	\$0.36	4"

DECORATIVE SPECIALTY

Energy Used (Watts)	Lamp Base	Item No.	Footnotes	Domestic Code	Volts	Master Carton/Inner Pack	Pack Type	Finish	Filament Type	Avg. Rated Hours	Light Appearance (Kelvin)	Brightness (Lumens)	Life in Years*	Est. Yearly Energy Cost**	MOL
CST6 Puntino															
15	Cand.	03250		15CST6/CB	120	200/10	Box	Clear	C7A	1500	2700	97	1.3	\$1.81	2.81"
STAR															
7	Cand.	03747		7STAR/CB	120	144/6	Box	Clear	C7A	1000	2700	45	0.9	\$0.84	2.75"

F15

Energy Used (Watts)	Lamp Base	Item No.	Footnotes	Domestic Code	Volts	Master Carton/Inner Pack	Pack Type	Finish	Filament Type	Avg. Rated Hours	Light Appearance (Kelvin)	Brightness (Lumens)	Life in Years*	Est. Yearly Energy Cost**	MOL
40	Med.	04034		40F15 2CD	120	36/6	Card(2)	Clear	C9	1500	2650	360	1.3	\$4.82	4.5"
	Med.	04038		40F15/A 2CD	120	36/6	Card(2)	Amber	C9	1500	-	-	1.3	\$4.82	4.5"

* Based on 3 hrs./day ** Based on 3 hrs./day 11¢/kWh – Cost depends on rates and use.

Footnotes

- 1 New Item
- 2 Canadian Standards Association
- 3 Eco-Halogen Energy-Saving Technology

- 4 Commercial Service*
- 5 Fan
- 6 Non-Stick Base

- 7 Krypton(KR)
- 8 Vibration Resistant lamps are designed for vibration service only.
- 9 Rough Service lamps are designed for rough service applications.



S11 MICROWAVE A15 CLEAR MEDIUM BASE A15 FROST MEDIUM BASE A15 CLEAR INTERMEDIATE BASE A15 SOFT WHITE INTERMEDIATE BASE A15 FROST NON-STICK A15 CLEAR CANDELABRA BASE A15 SOFT WHITE CANDELABRA BASE

MICROWAVE

Energy Used (Watts)	Lamp Base	Item No.	Footnotes	Domestic Code	Volts	Master Carton/Inner Pack	Pack Type	Finish	Filament Type	Avg. Rated Hours	Light Appearance (Kelvin)	Brightness (Lumens)	Life in Years*	Est. Yearly Energy Cost**	MOL
40	Inter.	04020		40S11/IN/MW	115/125	60/10	Card	Clear	CC2V	1000	-	355	0.9	\$4.82	2.25"

A15 APPLIANCE

Energy Used (Watts)	Lamp Base	Item No.	Footnotes	Domestic Code	Volts	Master Carton/Inner Pack	Pack Type	Finish	Filament Type	Avg. Rated Hours	Light Appearance (Kelvin)	Brightness (Lumens)	Life in Years*	Est. Yearly Energy Cost**	MOL
15	Med.	03995	2	15A15 2PK	120	48/12	Box(2)	Clear	C9	2500	2700	100	2.2	\$1.81	3.38"
	Med.	03996	2	15A15/F 2PK	120	48/12	Box(2)	Frost	C9	2500	2700	90	2.2	\$1.81	3.38"
	Med.	04501	2,4	15A15/130 2PK	130	120	Box(2)	Clear	C9	2500	2700	100	2.2	\$1.81	3.38"
	Med.	04503	2,4	15A15/F/130 2PK	130	120	Box(2)	Frost	C9	2500	2700	90	2.2	\$1.81	3.38"
25	Med.	04007	1	25A15	120	72/6	Card	Clear	C9	2500	2700	175	2.2	\$3.01	3.38"
	Med.	03925		25A15 2PK	120	48/12	Box(2)	Clear	C9	2500	2700	175	2.2	\$3.01	3.38"
	Med.	04006	1	25A15/F	120	72/6	Card	Frost	C9	2500	2700	160	2.2	\$3.01	3.38"
	Med.	03929		25A15/F 2PK	120	48/12	Box(2)	Frost	C9	2500	2700	160	2.2	\$3.01	3.38"
	Med.	04507	4	25A15/130 2PK	130	120	Box(2)	Clear	C9	2500	2700	175	2.2	\$3.01	3.38"
	Med.	04508	4	25A15/F/130 2PK	130	120	Box(2)	Frost	C9	2500	2700	160	2.2	\$3.01	3.38"
40	Inter.	03936	5	40A15/IN/FAN 2CD	120	60/6	Card(2)	Clear	C9	1500	2700	350	1.3	\$4.82	3.38"
	Inter.	03938	5	40A15/SW/IN/FAN 2CD	120	60/6	Card(2)	Soft White	C9	1500	2700	325	1.3	\$4.82	3.38"
	Med.	04001	2	40A15	120	72/6	Card	Clear	C9	2500	2700	350	2.2	\$4.82	3.38"
	Med.	37673		40A15 2CD	120	60/6	Card(2)	Clear	C9	1500	2700	410	1.3	\$4.82	3.38"
	Med.	04003	2	40A15	120	60/10	Box	Clear	C9	2500	2700	350	2.2	\$4.82	3.38"
	Med.	03926	2	40A15 2PK	120	48/12	Box(2)	Clear	C9	2500	2700	350	2.2	\$4.82	3.38"
	Med.	04002	2	40A15/F	120	72/6	Card	Frost	C9	2500	2700	340	2.2	\$4.82	3.38"
	Med.	03930	2	40A15/F 2PK	120	48/12	Box(2)	Frost	C9	2500	2700	340	2.2	\$4.82	3.38"
	Med.	03457	2,6	40A15/F/EZ	120	72/6	Card	Frost	C9	2500	2700	340	2.2	\$4.82	3.38"
	Med.	04090	5	40A15/FAN	120	72/6	Card	Clear	C9	2500	2700	350	2.2	\$4.82	3.38"
	Med.	37152	5	40A15/FAN 2CD	120	60/6	Card(2)	Clear	C9	1500	2700	350	1.3	\$4.82	3.38"
	Med.	37150	5	40A15/SW/FAN 2CD	120	60/6	Card(2)	Soft White	C9	1500	2700	325	1.3	\$4.82	3.38"
	Med.	04502	4	40A15/130 2PK	130	120	Box(2)	Clear	C9	2500	2700	350	2.2	\$4.82	3.38"
	Med.	04504	2,4	40A15/F/130 2PK	130	120	Box(2)	Frost	C9	2500	2700	340	2.2	\$4.82	3.38"
60	Cand.	03941	5	60A15/CB/FAN 2CD	120	60/6	Card(2)	Clear	C9	1500	2700	570	1.3	\$7.23	3.38"
	Cand.	03943	5	60A15/SW/CB/FAN 2CD	120	60/6	Card(2)	Soft White	C9	1500	2700	550	1.3	\$7.23	3.38"
	Med.	03998	2,8	60A15/VR 2PK	120	48/12	Box(2)	Clear	C9	2500	2700	570	2.2	\$7.23	3.38"
	Med.	03999	8	60A15/F/VR 2PK	120	48/12	Box(2)	Frost	C9	2500	2700	540	2.2	\$7.23	3.38"
	Med.	03458	6,8	60A15/F/EZ/VR	120	72/6	Card	Frost	C9	2500	2700	540	2.2	\$7.23	3.38"
	Med.	04096	5,8	60A15/FAN/VR	120	72/6	Card	Clear	C9	2500	2700	570	2.2	\$7.23	3.38"
	Med.	37153	5,8	60A15/FAN/VR 2CD	120	60/6	Card(2)	Clear	C9	1500	2700	600	1.3	\$7.23	3.38"
	Med.	04010	5,8	60A15/SW/FAN/VR	120	72/6	Card	Soft White	C9	2500	2700	455	2.2	\$7.23	3.38"
	Med.	37151	5,8	60A15/SW/FAN/VR 2CD	120	60/6	Card(2)	Soft White	C9	1500	2700	550	1.3	\$7.23	3.38"
	Med.	04505	4,8	60A15/VR/130 2PK	130	120	Box(2)	Clear	C9	2500	2700	570	2.2	\$7.23	3.38"
	Med.	04509	4,8	60A15/F/VR/130 2PK	130	120	Box(2)	Frost	C9	2500	2700	540	2.2	\$7.23	3.38"

* Based on 3 hrs./day ** Based on 3 hrs./day 11¢/kWh — Cost depends on rates and use.

Footnotes

- 1 New Item
 - 2 Canadian Standards Association
 - 3 Eco-Halogen Energy-Saving Technology
- www.westinghouselighting.com

- 4 Commercial Service*
- 5 Fan
- 6 Non-Stick Base

- 7 Krypton(KR)
- 8 Vibration Resistant lamps are designed for vibration service only.
- 9 Rough Service lamps are designed for rough service applications.



A19

Energy Used (Watts)	Lamp Base	Item No.	Footnotes	Domestic Code	Volts	Master Carton/ Inner Pack	Pack Type	Finish	Filament Type	Avg. Rated Hours	Light Appearance (Kelvin)	Brightness (Lumens)	Life in Years*	Est. Yearly Energy Cost**	MOL
25	Med.	03985		25A 2PK	120	120/24	Box(2)	Clear	CC6	1000	2700	230	0.9	\$3.01	4.13"
	Med.	03963		25A 4PK	120	48	Box(4)	Clear	CC6	1000	2700	230	0.9	\$3.01	4.13"
	Med.	03935		25A/F 2PK	120	120/24	Box(2)	Frost	CC6	1000	2700	230	0.9	\$3.01	4.13"
	Med.	03955		25A/SW 2PK	120	120/24	Box(2)	Soft White	CC6	1000	2700	220	0.9	\$3.01	4.13"
	Med.	04110	4	25A/130 4PK	130	120	Box(4)	Clear	CC6	5000	2700	205	4.5	\$3.01	4.13"
	Med.	04100	4	25A/F/130 4PK	130	120	Box(4)	Frost	CC6	5000	2700	205	4.5	\$3.01	4.13"
29	Med.	36831	3	29A19/H/ECO 2PK	120	30/6	Box(2)	Clear	CC8	1000	3000	430	0.9	\$3.49	4.25"
	Med.	36830	3	29A19/H/SW/ECO 2PK	120	30/6	Box(2)	Soft White	CC8	1000	3000	450	0.9	\$3.49	4.25"
40	Med.	03986	8	40A/VR 2PK	120	120/24	Box(2)	Clear	C9-3A	1000	2700	340	0.9	\$4.82	4.13"
	Med.	0396529	8	40A/VR 2PK	120	48	Box(2)	Clear	C9-3A	1000	2700	340	0.9	\$4.82	4.13"
	Med.	0337129	8	40A/F/VR 2PK	120	120	Box(2)	Frost	C9-3A	1000	2700	340	0.9	\$4.82	4.13"
	Med.	0399129	8	40A/SW/VR 2PK	120	120	Box(2)	Soft White	C9-3A	1000	2700	330	0.9	\$4.82	4.13"
	Med.	3718129	8	40A/SW/VR 2PK	120	48	Box(2)	Soft White	C9-3A	2000	2700	330	1.8	\$4.82	4.13"
	Med.	36975	4,8	40A/VR/130	130	60/6	Box	Clear	C9-3A	5000	2700	290	4.5	\$4.82	4.13"
	Med.	36971	4,8	40A/F/VR/130	130	60/6	Box	Frost	C9-3A	5000	2700	290	4.5	\$4.82	4.13"
	Med.	0411129	4,8	40A/VR/130 2PK	130	120	Box(2)	Clear	C9-3A	5000	2700	290	4.5	\$4.82	4.13"
	Med.	0410129	4,8	40A/F/VR/130 2PK	130	120	Box(2)	Frost	C9-3A	5000	2700	290	4.5	\$4.82	4.13"
42	Med.	36832	3	42A19/H/ECO 2PK	120	30/6	Box(2)	Clear	CC8	1000	3000	760	0.9	\$5.06	4.25"
	Med.	36800	3	42A19/H/SW/ECO 2PK	120	30/6	Box(2)	Soft White	CC8	1000	3000	760	0.9	\$5.06	4.25"
50	Med.	03952	9	50A/F/RS	120	36/6	Box	Frost	C11	1000	2700	520	0.9	\$6.02	4.25"
53	Med.	36834	3	53A19/H/ECO 2PK	120	30/6	Box(2)	Clear	CC8	1000	3000	1100	0.9	\$6.38	4.25"
	Med.	36833	3	53A19/H/SW/ECO 2PK	120	30/6	Box(2)	Soft White	CC8	1000	3000	1100	0.9	\$6.38	4.25"
60	Med.	03987	8	60A/VR 2PK	120	120/24	Box(2)	Clear	C9-3A	1000	2700	620	0.9	\$7.23	4.13"
	Med.	0396629	8	60A/VR 2PK	120	96/24	Box(2)	Clear	C9-3A	1000	2700	620	0.9	\$7.23	4.13"
	Med.	0337229	8	60A/F/VR 2PK	120	120	Box(2)	Frost	C9-3A	1000	2700	625	0.9	\$7.23	4.13"
	Med.	0339629	8	60A/RNL/VR 2PK	120	48	Box(2)	Radiant Natural Light*	C9-3A	1000	2700	450	0.9	\$7.23	4.13"
	Med.	0399229	8	60A/SW/VR 2PK	120	120	Box(2)	Soft White	C9-3A	1000	2700	545	0.9	\$7.23	4.13"
	Med.	3718229	8	60A/SW/VR 2PK	120	48	Box(2)	Soft White	C9-3A	1500	2700	650	1.3	\$7.23	4.13"
	Med.	03909		60A/F/GDO	120	36/6	Box	Frost/Garage	C9	3000	2700	600	2.7	\$7.23	4.13"
	Med.	03950		60A/TS/130	130	36/6	Box	Toughshell®	CC6	4000	2700	587	3.6	\$7.23	4.13"
	Med.	36976	4,8	60A/VR/130	130	60/6	Box	Clear	C9-3A	5000	2700	485	4.5	\$7.23	4.13"
	Med.	36972	4,8	60A/F/VR/130	130	60/6	Box	Frost	C9-3A	5000	2700	485	4.5	\$7.23	4.13"
	Med.	0410229	4,8	60A/F/VR/130 2PK	130	120	Box(2)	Frost	C9-3A	5000	2700	485	4.5	\$7.23	4.13"
	Med.	0411229	4,8	60A/VR/130 2PK	130	120	Box(2)	Clear	C9-3A	5000	2700	485	4.5	\$7.23	4.13"

* Based on 3 hrs./day ** Based on 3 hrs./day 11¢/kWh — Cost depends on rates and use.

Footnotes

- 1 New Item
- 2 Canadian Standards Association
- 3 Eco-Halogen Energy-Saving Technology

- 4 Commercial Service*
- 5 Fan
- 6 Non-Stick Base

- 7 Krypton(KR)
- 8 Vibration Resistant lamps are designed for vibration service only.
- 9 Rough Service lamps are designed for rough service applications.



A19 CLEAR ECO-HALOGEN A19 SOFT WHITE ECO-HALOGEN A19 FROST ROUGH SERVICE A19 TOUGHSELL® A19 FROST LOW VOLTAGE A19 ORANGE A19 AMBER A19 GREEN A19 BLUE A19 RED A19 BUG LIGHT A19 BLACKLITE

A19

Energy Used (Watts)	Lamp Base	Item No.	Footnotes	Domestic Code	Volts	Master Carton/ Inner Pack	Pack Type	Finish	Filament Type	Avg. Rated Hours	Light Appearance (Kelvin)	Brightness (Lumens)	Life in Years*	Est. Yearly Energy Cost**	MOL
72	Med.	36835	3	72A19/H/ECO 2PK	120	30/6	Box(2)	Clear	CC8	1000	3000	1600	0.9	\$8.67	4.25"
	Med.	36801	3	72A19/H/SW/ECO 2PK	120	30/6	Box(2)	Soft White	CC8	1000	3000	1600	0.9	\$8.67	4.25"
75	Med.	03953	9	75A/F/RS	120	36/6	Box	Frost	C11	1000	2700	800	0.9	\$9.03	4.25"
	Med.	03976	1,9	75A/F/RS 2PK	120	120/24	Box(2)	Frost	C11	1000	2700	800	0.9	\$9.03	4.25"
	Med.	04403		75A/TS/130	130	36/6	Box	Toughshell®	CC6	4000	2700	716	3.6	\$9.03	4.13"
100	Med.	03954	9	100A/F/RS	120	36/6	Box	Frost	C11	1000	2700	1190	0.9	\$12.05	4.25"
	Med.	03969	1,9	100A/F/RS 2PK	120	120/24	Box(2)	Frost	C11	1000	2700	1190	0.9	\$12.05	4.25"
	Med.	03951		100A/TS/130	130	36/6	Box	Toughshell®	CC6	4000	2700	860	3.6	\$12.05	4.13"

A19 SPECIALTY

Energy Used (Watts)	Lamp Base	Item No.	Footnotes	Domestic Code	Volts	Master Carton/ Inner Pack	Pack Type	Finish	Filament Type	Avg. Rated Hours	Brightness (Lumens)	Life in Years*	Est. Yearly Energy Cost**	MOL
25	Med.	03422		25A/F/12V	12	36/6	Box	Frost	C6	2500	250	2.2	\$3.01	4.13"
	Med.	03949	1	25A/O	120	36/6	Box	Orange	C9	2500	-	2.2	\$3.01	4.13"
	Med.	03443		25A/TA	120	36/6	Box	Transparent Amber	C9	2500	-	2.2	\$3.01	4.13"
	Med.	03444		25A/TG	120	36/6	Box	Transparent Green	C9	2500	-	2.2	\$3.01	4.13"
	Med.	03445		25A/TB	120	36/6	Box	Transparent Blue	C9	2500	-	2.2	\$3.01	4.13"
	Med.	03446		25A/TR	120	36/6	Box	Transparent Red	C9	2500	-	2.2	\$3.01	4.13"
50	Med.	03423		50A/F/12V	12	36/6	Box	Frost	C6	2500	548	2.2	\$6.02	4.13"
60	Med.	03452		60A/Y 2PK	120	120/24	Box(2)	Yellow Bug Light	C9	1000	-	0.9	\$7.23	4.13"
75	Med.	03920	2	75A/BL	120	36/6	Box	Blacklite	C9	480	-	0.4	\$9.03	4.25"

* Based on 3 hrs./day

** Based on 3 hrs./day 11¢/kWh — Cost depends on rates and use.

Footnotes

- 1 New Item
 - 2 Canadian Standards Association
 - 3 Eco-Halogen Energy-Saving Technology
- www.westinghouselighting.com

- 4 Commercial Service*
- 5 Fan
- 6 Non-Stick Base

- 7 Krypton(KR)
- 8 Vibration Resistant lamps are designed for vibration service only.
- 9 Rough Service lamps are designed for rough service applications.



A21

Energy Used (Watts)	Lamp Base	Item No.	Footnotes	Domestic Code	Volts	Master Carton/Inner Pack	Pack Type	Finish	Filament Type	Avg. Rated Hours	Light Appearance (Kelvin)	Brightness (Lumens)	Life in Years*	Est. Yearly Energy Cost**	MOL
150	Med.	03970		150A21	120	36/6	Box	Clear	CC6	1000	2700	2650	0.9	\$18.07	5"
	Med.	03971		150A21/F	120	36/6	Box	Frost	CC6	1000	2700	2650	0.9	\$18.07	5"
	Med.	04542	4	150A21/130	130	36/6	Box	Clear	CC6	1000	2700	2650	0.9	\$18.07	5"
	Med.	04540	4	150A21/F/130	130	36/6	Box	Frost	CC6	1000	2700	2650	0.9	\$18.07	5"
	Med.	36959	4	150A21/F/130	130	60/6	Box	Frost	CC6	1000	2700	2650	0.9	\$18.07	5"

A23 AND PS30

Energy Used (Watts)	Lamp Base	Item No.	Footnotes	Domestic Code	Volts	Master Carton/Inner Pack	Pack Type	Finish	Filament Type	Avg. Rated Hours	Light Appearance (Kelvin)	Brightness (Lumens)	Life in Years*	Est. Yearly Energy Cost**	MOL
A23															
200	Med.	03972		200A23	120	12	Box	Clear	CC6	750	2700	3850	0.6	\$24.09	5.5"
	Med.	03973		200A23/F	120	12	Box	Frost	CC6	750	2700	3800	0.6	\$24.09	5.5"
	Med.	04543	4	200A23/130	130	12	Box	Clear	CC6	750	2700	3850	0.6	\$24.09	5.5"
	Med.	36960	4	200A23/F/130	130	60/6	Box	Frost	CC6	750	2700	3600	0.6	\$24.09	5.5"
PS30															
300	Med.	03974		300PS30	120	12	Box	Clear	C9	750	2850	5870	0.6	\$36.14	8"
	Med.	03975		300PS30/F	120	12	Box	Frost	C9	750	2850	5860	0.6	\$36.14	8"

3-WAY

Energy Used (Watts)	Lamp Base	Item No.	Footnotes	Domestic Code	Volts	Master Carton/Inner Pack	Pack Type	Finish	Filament Type	Avg. Rated Hours	Light Appearance (Kelvin)	Brightness (Lumens)	Life in Years*	Est. Yearly Energy Cost**	MOL
A19															
30/70/100	Med.	03908		30/70/100A/SW	120	36/6	Box	Soft White	CC6	2000	2700	275/950/1225	1.8	\$12.05	4.13"
A21															
30/70/100	Med.	03903		30/70/100A21/SW	120	36/6	Box	Soft White	CC6	2000	2700	275/950/1225	1.8	\$12.05	5"
50/100/150	Med.	03904		50/100/150A21/SW	120	36/6	Box	Soft White	CC6	2000	2700	500/1350/1850	1.8	\$18.07	5"
	Med.	03964		50/100/150A21/SW 2PK	120	36/6	Box	Soft White	CC6	2000	2700	500/1350/1850	1.8	\$18.07	5"
	Med.	03410		50/100/150A21/RNL	120	36/6	Box	Radiant Natural Light*	CC6	1200	2700	400/1040/1400	1	\$18.07	5"
	Med.	04548	4	50/100/150A21/SW/130	130	36/6	Box	Soft White	CC6	2000	2700	500/1350/1850	1.8	\$18.07	5"
	Med.	36961	4	50/100/150A21/SW/130	130	60/6	Box	Soft White	CC6	2000	2700	500/1350/1850	1.8	\$18.07	5"

* Based on 3 hrs./day ** Based on 3 hrs./day 11¢/kWh — Cost depends on rates and use.

Footnotes

- 1 New Item
- 2 Canadian Standards Association
- 3 Eco-Halogen Energy-Saving Technology

- 4 Commercial Service*
- 5 Fan
- 6 Non-Stick Base

- 7 Krypton(KR)
- 8 Vibration Resistant lamps are designed for vibration service only.
- 9 Rough Service lamps are designed for rough service applications.



G4 1/2, G12 1/2, G16 1/2 AND G19 1/2

Energy Used (Watts)	Lamp Base	Item No.	Footnotes	Domestic Code	Volts	Master Carton/Inner Pack	Pack Type	Finish	Filament Type	Avg. Rated Hours	Light Appearance (Kelvin)	Brightness (Lumens)	Life in Years*	Est. Yearly Energy Cost**	MOL
G4 1/2															
6	E10	03797	1	6G4.5/E10/12V 2CD	12	60/10	Card(2)	Clear	C2R	1000	2700	40	0.9	\$0.72	1.11"
G12 1/2															
10	Cand.	03831		10G121/2/CB	120	200/10	Box	Clear	C7A	1500	2700	58	1.3	\$1.20	2.25"
20	Cand.	03843	1	20G121/2/CB 2CD	120	60/10	Card(2)	Clear	C7A	1500	2700	130	1.3	\$2.41	2.25"
G16 1/2															
15	Cand.	03821		15G161/2/CB	120	200/10	Box	Clear	CC2V	1500	2650	105	1.3	\$1.81	2.75"
	Cand.	03740		15G161/2/CB 2CD	120	60/10	Card(2)	Clear	CC2V	1500	2650	102	1.3	\$1.81	2.75"
	Cand.	03814		15G161/2/W/CB	120	200/10	Box	White	CC2V	1500	2650	100	1.3	\$1.81	2.75"
	Cand.	03752		15G161/2/W/CB 2CD	120	60/10	Card(2)	White	CC2V	1500	2650	95	1.3	\$1.81	2.75"
25	Cand.	03822		25G161/2/CB	120	200/10	Box	Clear	CC2V	1500	2650	175	1.3	\$3.01	2.75"
	Cand.	03741		25G161/2/CB 2CD	120	60/10	Card(2)	Clear	CC2V	1500	2650	160	1.3	\$3.01	2.75"
	Cand.	03815		25G161/2/W/CB	120	200/10	Box	White	CC2V	1500	2650	168	1.3	\$3.01	2.75"
	Cand.	03753		25G161/2/W/CB 2CD	120	60/10	Card(2)	White	CC2V	1500	2650	155	1.3	\$3.01	2.75"
	Cand.	03611	4	25G161/2/CB/130	130	200/10	Box	Clear	CC2V	2500	2650	160	2.2	\$3.01	2.75"
	Cand.	03636	4	25G161/2/W/CB/130	130	200/10	Box	White	CC2V	2500	2650	155	2.2	\$3.01	2.75"
40	Cand.	03823		40G161/2/CB	120	200/10	Box	Clear	CC2V	1500	2650	340	1.3	\$4.82	2.75"
	Cand.	03742		40G161/2/CB 2CD	120	60/10	Card(2)	Clear	CC2V	1500	2650	340	1.3	\$4.82	2.75"
	Cand.	03816		40G161/2/W/CB	120	200/10	Box	White	CC2V	1500	2650	330	1.3	\$4.82	2.75"
	Cand.	03754		40G161/2/W/CB 2CD	120	60/10	Card(2)	White	CC2V	1500	2650	330	1.3	\$4.82	2.75"
	Cand.	03612	4	40G161/2/CB/130	130	200/10	Box	Clear	CC2V	2500	2650	340	2.2	\$4.82	2.75"
	Cand.	03639	4	40G161/2/W/CB/130	130	200/10	Box	White	CC2V	2500	2650	320	2.2	\$4.82	2.75"
60	Cand.	03839		60G161/2/CB	120	200/10	Box	Clear	CC2V	1500	2650	615	1.3	\$7.23	2.75"
	Cand.	03745		60G161/2/CB 2CD	120	60/10	Card(2)	Clear	CC2V	1500	2650	610	1.3	\$7.23	2.75"
	Cand.	03840		60G161/2/W/CB	120	200/10	Box	White	CC2V	1500	2650	580	1.3	\$7.23	2.75"
	Cand.	03701		60G161/2/W/CB 2CD	120	60/10	Card(2)	White	CC2V	1500	2650	580	1.3	\$7.23	2.75"
	Cand.	03609	4	60G161/2/CB/130	130	200/10	Box	Clear	CC2V	2500	2650	540	2.2	\$7.23	2.75"
G19 1/2															
25	Med.	03818		25G191/2	120	200/10	Box	Clear	C9	1500	2700	175	1.3	\$3.01	3.44"
	Med.	03827		25G191/2/W	120	200/10	Box	White	C9	1500	2700	160	1.3	\$3.01	3.44"
40	Med.	03828	8	40G191/2/W/VR	120	200/10	Box	White	C9	1500	2700	325	1.3	\$4.82	3.44"
60	Med.	03829	8	60G191/2/W/VR	120	200/10	Box	White	C9	1500	2700	550	1.3	\$7.23	3.44"

* Based on 3 hrs./day

** Based on 3 hrs./day 11¢/kWh — Cost depends on rates and use.

Footnotes

- 1 New Item
 - 2 Canadian Standards Association
 - 3 Eco-Halogen Energy-Saving Technology
- www.westinghouselighting.com

- 4 Commercial Service*
- 5 Fan
- 6 Non-Stick Base

- 7 Krypton(KR)
- 8 Vibration Resistant lamps are designed for vibration service only.
- 9 Rough Service lamps are designed for rough service applications.



G25
CLEAR



G25
WHITE



G25
12 CHROME



G30
CLEAR



G30
WHITE



G40
CLEAR



G40
WHITE

G25

Energy Used (Watts)	Lamp Base	Item No.	Footnotes	Domestic Code	Volts	Master Carton/ Inner Pack	Pack Type	Finish	Filament Type	Avg. Rated Hours	Light Appearance (Kelvin)	Brightness (Lumens)	Life in Years*	Est. Yearly Energy Cost**	MOL
25	Med.	03118	2	25G25	120	72/12	Box	Clear	C9	1500	2700	185	1.3	\$3.01	4.38"
	Med.	03121	2	25G25/W	120	72/12	Box	White	C9	1500	2700	180	1.3	\$3.01	4.38"
	Med.	03155		25G25/CH	120	72/6	Box	1/2 Chrome	C9	750	2700	-	0.6	\$3.01	4.38"
	Med.	04218	2,4	25G25/130	130	72/6	Box	Clear	C9	3500	2700	180	3.1	\$3.01	4.38"
	Med.	04221	2,4	25G25/W/130	130	72/6	Box	White	C9	3500	2700	160	3.1	\$3.01	4.44"
40	Med.	03119	2	40G25	120	72/12	Box	Clear	C9	1500	2700	365	1.3	\$4.82	4.38"
	Med.	03122	2	40G25/W	120	72/12	Box	White	C9	1500	2700	340	1.3	\$4.82	4.38"
	Med.	03156		40G25/CH	120	72/6	Box	1/2 Chrome	C9	750	2700	-	0.6	\$4.82	4.38"
	Med.	04219	2,4	40G25/130	130	72/6	Box	Clear	C9	3500	2700	320	3.1	\$4.82	4.38"
	Med.	04222	2,4	40G25/W/130	130	72/6	Box	White	C9	3500	2700	290	3.1	\$4.82	4.38"
60	Med.	03120	8	60G25/VR	120	72/12	Box	Clear	C9	1500	2700	615	1.3	\$7.23	4.38"
	Med.	03123	8	60G25/W/VR	120	72/12	Box	White	C9	1500	2700	570	1.3	\$7.23	4.38"
	Med.	03157		60G25/CH	120	72/6	Box	1/2 Chrome	C9	750	2700	-	0.6	\$7.23	4.38"
	Med.	04220	8	60G25/VR/130	130	72/6	Box	Clear	C9	3500	2700	530	3.1	\$7.23	4.38"
	Med.	04223	8	60G25/W/VR/130	130	72/6	Box	White	C9	3500	2700	480	3.1	\$7.23	4.38"

G30 AND G40

Energy Used (Watts)	Lamp Base	Item No.	Footnotes	Domestic Code	Volts	Master Carton/ Inner Pack	Pack Type	Finish	Filament Type	Avg. Rated Hours	Light Appearance (Kelvin)	Brightness (Lumens)	Life in Years*	Est. Yearly Energy Cost**	MOL
G30															
40	Med.	03142		40G30	120	36/6	Box	Clear	C9	1500	2700	385	1.3	\$4.82	5.13"
	Med.	03111		40G30/W	120	36/6	Box	White	C9	1500	2700	355	1.3	\$4.82	5.13"
60	Med.	03143	8	60G30/VR	120	36/6	Box	Clear	C9	1500	2700	655	1.3	\$7.23	5.13"
	Med.	03112	8	60G30/W/VR	120	36/6	Box	White	C9	1500	2700	640	1.3	\$7.23	5.13"
G40															
40	Med.	03101		40G40	120	6	Box	Clear	CC6	2500	2700	431	2.2	\$4.82	6.75"
	Med.	03106		40G40/W	120	6	Box	White	CC6	2500	2700	388	2.2	\$4.82	6.75"
60	Med.	03102		60G40	120	6	Box	Clear	CC6	2500	2700	722	2.2	\$7.23	6.75"
	Med.	03107		60G40/W	120	6	Box	White	CC6	2500	2700	650	2.2	\$7.23	6.75"
100	Med.	03103		100G40	120	6	Box	Clear	CC6	2500	2700	1357	2.2	\$12.05	6.75"
	Med.	03108		100G40/W	120	6	Box	White	CC6	2500	2700	1221	2.2	\$12.05	6.75"
150	Med.	03109		150G40/W	120	6	Box	White	CC6	2500	2700	1895	2.2	\$18.07	6.75"

* Based on 3 hrs./day

** Based on 3 hrs./day 11¢/kWh — Cost depends on rates and use.

Footnotes

- 1 New Item
- 2 Canadian Standards Association
- 3 Eco-Halogen Energy-Saving Technology

- 4 Commercial Service*
- 5 Fan
- 6 Non-Stick Base

- 7 Krypton(KR)
- 8 Vibration Resistant lamps are designed for vibration service only.
- 9 Rough Service lamps are designed for rough service applications.



R14

Energy Used (Watts)	Lamp Base	Item No.	Footnotes	Domestic Code	Volts	Master Carton/Inner Pack	Pack Type	Finish	Beam Type	Filament Type	Avg. Rated Hours	Light Appearance (Kelvin)	Brightness (Lumens)	Life in years*	Est. Yearly Energy Cost**	MOL
25	Inter.	03648		25R14/IN/FL	120	36/12	Hanging Box	Frost	Flood	CC2V	1500	2700	140	1.3	\$3.01	2.63"
	Med.	03622		25R14/SP	120	36/12	Hanging Box	Frost	Spot	CC2V	1500	2700	175	1.3	\$3.01	2.25"
	Med.	03623	2	25R14/FL	120	36/12	Hanging Box	Frost	Flood	CC2V	1500	2700	175	1.3	\$3.01	2.25"
40	Inter.	03625		40R14/IN/SP	120	36/12	Hanging Box	Frost	Spot	CC2V	1500	2700	185	1.3	\$4.82	2.63"
	Inter.	03626		40R14/IN/FL	120	36/12	Hanging Box	Frost	Flood	CC2V	1500	2700	185	1.3	\$4.82	2.63"
	Inter.	04030	5	40R14/FL/IN/FAN 2CD	120	36/6	Card(2)	Frost	Flood	CC2V	1500	2700	185	1.3	\$4.82	2.63"
	Med.	03604		40R14/FL	120	36/12	Hanging Box	Frost	Flood	CC2V	1500	2700	185	1.3	\$4.82	2.25"
	Med.	03605		40R14/SP	120	36/12	Hanging Box	Frost	Spot	CC2V	1500	2700	185	1.3	\$4.82	2.25"

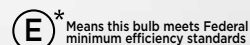
R16

Energy Used (Watts)	Lamp Base	Item No.	Footnotes	Domestic Code	Volts	Master Carton/Inner Pack	Pack Type	Finish	Beam Type	Filament Type	Avg. Rated Hours	Light Appearance (Kelvin)	Brightness (Lumens)	Life in years*	Est. Yearly Energy Cost**	MOL
40	Med.	03627		40R16/SP	120	36/12	Hanging Box	Frost	Spot	CC6	1500	2700	310	1.3	\$4.82	3.5"
	Med.	03633		40R16/FL	120	36/12	Hanging Box	Frost	Flood	CC6	1500	2700	310	1.3	\$4.82	3.5"

R20

Energy Used (Watts)	Lamp Base	Item No.	Footnotes	Domestic Code	Volts	Master Carton/Inner Pack	Pack Type	Finish	Beam Type	Filament Type	Avg. Rated Hours	Light Appearance (Kelvin)	Brightness (Lumens)	Life in years*	Est. Yearly Energy Cost**	MOL	
30	Med.	03654	2	30R20/SP	120	36/6	Box	Frost	Spot	CC6	2000	2700	215	1.8	\$3.61	4"	
	Med.	04303	2	30R20/FL	120	36/6	Box	Frost	Flood	CC6	2000	2700	215	1.8	\$3.61	4"	
	Med.	04230	2,4	30R20/FL/130	130	60/6	Box	Frost	Flood	CC6	2000	2700	215	1.8	\$3.61	4"	
(E)	35	Med.	36802	3	35R20/H/FL/ECO	120	36/6	Box	Frost	Flood	CC8	2500	2800	380	2.2	\$4.22	3.82"
(E)	45	Med.	03700		45R20/FL	120	36/6	Box	Frost	Flood	CC6	2000	2700	380	1.8	\$5.42	4"
(E)		Med.	03702		45R20/SP	120	36/6	Box	Frost	Spot	CC6	2000	2700	380	1.8	\$5.42	4"
(E)		Med.	36860	1,3	45R20/H/FL/ECO	120	36/6	Box	Frost	Flood	CC8	3000	3000	500	1.8	\$5.42	3.82"
(E)		Med.	05258		45R20/FL 2PK	120	24/6	Box(2)	Frost	Flood	CC6	2000	2700	380	1.8	\$5.42	4"
(E)		Med.	04229	4	45R20/FL/130	130	60/6	Box	Frost	Flood	CC6	2000	2700	380	1.8	\$5.42	4"

* Based on 3 hrs./day ** Based on 3 hrs./day 11¢/kWh — Cost depends on rates and use.



Footnotes

- 1 New Item
 - 2 Canadian Standards Association
 - 3 Eco-Halogen Energy-Saving Technology
- www.westinghouselighting.com

- 4 Commercial Service*
- 5 Fan
- 6 Non-Stick Base

- 7 Krypton(KR)
- 8 Vibration Resistant lamps are designed for vibration service only.
- 9 Rough Service lamps are designed for rough service applications.



BR25

Energy Used (Watts)	Lamp Base	Item No.	Footnotes	Domestic Code	Volts	Master Carton/Inner Pack	Pack Type	Finish	Beam Type	Filament Type	Avg. Rated Hours	Light Appearance (Kelvin)	Brightness (Lumens)	Life in Years*	Est. Yearly Energy Cost**	MOL
55	Med.	36861	1,3	55BR25/H/FL/ECO	120	36/6	Box	Frost	Flood	CC8	1000	3000	960	0.9	\$6.62	4.72"

R30/BR30

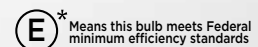
Energy Used (Watts)	Lamp Base	Item No.	Footnotes	Domestic Code	Volts	Master Carton/Inner Pack	Pack Type	Finish	Beam Type	Filament Type	Avg. Rated Hours	Light Appearance (Kelvin)	Brightness (Lumens)	Life in Years*	Est. Yearly Energy Cost**	MOL
50	Med.	03680	2	50BR30/FL	120	36/6	Box	Frost	Flood	CC6	2000	2700	400	1.8	\$6.02	5.38"
	Med.	36803	3	50BR30/H/FL/ECO	120	36/6	Box	Frost	Flood	CC8	2500	2800	590	2.2	\$6.02	5.24"
65	Med.	03646	2	65BR30/FL	120	36/6	Box	Frost	Flood	CC6	2000	2700	650	1.8	\$7.83	5.38"
	Med.	03647	2	65BR30/SP	120	36/6	Box	Frost	Spot	CC6	2000	2700	650	1.8	\$7.83	5.38"
	Med.	03426	2	65BR30/RNL/FL	120	36/6	Box	Radiant Natural Light*	Flood	CC6	2000	3000	355	1.8	\$7.83	5.38"
	Med.	05265	2	65BR30/FL 2PK	120	10	Box	Frost	Flood	CC6	2000	2700	650	1.8	\$7.83	5.38"
	Med.	04165	2,4	65BR30/FL/130	130	144/6	Box	Frost	Flood	CC6	2000	2700	650	1.8	\$7.83	5.38"
	Med.	04235	2,4	65BR30/FL/130	130	60/6	Box	Frost	Flood	CC6	2000	2700	650	1.8	\$7.83	5.38"
	Med.	36862	1,3	65BR30/H/FL/ECO	120	36/6	Box	Frost	Flood	CC8	2000	3000	820	1.8	\$7.83	5.24"
75	Med.	36402		75R30/PLANT	120	10	Box	NurtureLite™	Flood	CC6	2000	-	-	1.8	\$9.03	5.38"
	Med.	36412	1	75BR30/PLANT	120	12/4	Box	NurtureLite™	Flood	CC6	2000	-	-	1.8	\$9.03	5.38"
	Med.	04667		75BR30/A/FL/130	130	60/6	Box	Amber	Flood	C9	2000	-	-	1.8	\$9.03	5.38"
	Med.	04668		75BR30/B/FL/130	130	60/6	Box	Blue	Flood	C9	2000	-	-	1.8	\$9.03	5.38"
	Med.	04671		75BR30/P/FL/130	130	60/6	Box	Pink	Flood	C9	2000	-	-	1.8	\$9.03	5.38"
	Med.	04672		75BR30/R/FL/130	130	60/6	Box	Red	Flood	C9	2000	-	-	1.8	\$9.03	5.38"
	Med.	04673		75BR30/G/FL/130	130	60/6	Box	Green	Flood	C9	2000	-	-	1.8	\$9.03	5.38"

BR40

Energy Used (Watts)	Lamp Base	Item No.	Footnotes	Domestic Code	Volts	Master Carton/Inner Pack	Pack Type	Finish	Beam Type	Filament Type	Avg. Rated Hours	Light Appearance (Kelvin)	Brightness (Lumens)	Life in Years*	Est. Yearly Energy Cost**	MOL
50	Med.	36804	3	50BR40/H/FL/ECO	120	6	Box	Frost	Flood	CC8	2500	2800	590	2.2	\$6.02	6.42"
65	Med.	03960		65BR40/SP	120	24/6	Box	Frost	Spot	CC6	2000	2700	620	1.8	\$7.83	6.5"
	Med.	03961		65BR40/FL	120	24/6	Box	Frost	Flood	CC6	2000	2700	650	1.8	\$7.83	6.5"
	Med.	36864	1,3	65BR40/H/FL/ECO	120	6	Box	Frost	Flood	CC8	2000	3000	820	1.8	\$7.83	6.42"
	Med.	04242		65BR40/FL/130	130	24/6	Box	Frost	Flood	CC6	2000	2700	715	1.8	\$7.83	6.5"

* Based on 3 hrs./day

** Based on 3 hrs./day 11¢/kWh — Cost depends on rates and use.



Footnotes

- 1 New Item
- 2 Canadian Standards Association
- 3 Eco-Halogen Energy-Saving Technology

- 4 Commercial Service*
- 5 Fan
- 6 Non-Stick Base

- 7 Krypton(KR)
- 8 Vibration Resistant lamps are designed for vibration service only.
- 9 Rough Service lamps are designed for rough service applications.



R40
HEAT LAMP



R40 HEAT LAMP
NON-STICK



BR38
BUG LIGHT



BR38
RED



BR38
AMBER



BR38
GREEN



BR38
BLUE

R40 INFRARED HEAT

Energy Used (Watts)	Lamp Base	Item No.	Footnotes	Domestic Code	Volts	Master Carton/Inner Pack	Pack Type	Finish	Beam Type	Filament Type	Avg. Rated Hours	Brightness (Lumens)	Life in Years*	Est. Yearly Energy Cost**	MOL
125	Med.	03918		125R40/HT	120	24/6	Box	Clear	Flood	C9	5000	550	4.5	\$15.06	6.5"
	Med.	03481	6	125R40/HT/EZ	120	24/6	Box	Clear	Flood	C9	5000	550	4.5	\$15.06	6.5"
250	Med.	03916		250R40/HT	120	24/6	Box	Clear	Flood	C9	5000	1200	4.5	\$30.11	6.5"
	Med.	03917		250R40/HT/R	120	24/6	Box	Red	Flood	C9	5000	-	4.5	\$30.11	6.5"
	Med.	03483	6	250R40/HT/R/EZ	120	24/6	Box	Red	Flood	C9	5000	-	4.5	\$30.11	6.5"
	Med.	03484	6	250R40/HT/EZ	120	24/6	Box	Clear	Flood	C9	5000	1200	4.5	\$30.11	6.5"
375	Med.	03915		375R40/HT	120	24/6	Box	Clear	Flood	C9	5000	2300	4.5	\$45.17	6.5"

BR38 INDOOR/OUTDOOR

Energy Used (Watts)	Lamp Base	Item No.	Footnotes	Domestic Code	Volts	Master Carton/Inner Pack	Pack Type	Finish	Beam Type	Filament Type	Avg. Rated Hours	Brightness (Lumens)	Life in Years*	Est. Yearly Energy Cost**	MOL
100	Med.	04409		100BR38/Y/FL	120	12	Box	Yellow	Flood	C9	2000	-	1.8	\$12.05	5.75"
	Med.	04410		100BR38/R/FL	120	12	Box	Red	Flood	C9	2000	-	1.8	\$12.05	5.75"
	Med.	04411		100BR38/A/FL	120	12	Box	Amber	Flood	C9	2000	-	1.8	\$12.05	5.75"
	Med.	04413		100BR38/G/FL	120	12	Box	Green	Flood	C9	2000	-	1.8	\$12.05	5.75"
	Med.	04414		100BR38/B/FL	120	12	Box	Blue	Flood	C9	2000	-	1.8	\$12.05	5.75"

* Based on 3 hrs./day

** Based on 3 hrs./day 11¢/kWh – Cost depends on rates and use.

Footnotes

- 1 New Item
 - 2 Canadian Standards Association
 - 3 Eco-Halogen Energy-Saving Technology
- www.westinghouselighting.com

- 4 Commercial Service*
- 5 Fan
- 6 Non-Stick Base

- 7 Krypton(KR)
- 8 Vibration Resistant lamps are designed for vibration service only.
- 9 Rough Service lamps are designed for rough service applications.



C7

Energy Used (Watts)	Lamp Base	Item No.	Footnotes	Domestic Code	Volts	Master Carton/ Inner Pack	Pack Type	Finish	Filament Type	Avg. Rated Hours	Brightness (Lumens)	Life in Years*	Est. Yearly Energy Cost**	MOL
4	Cand.	03601		4C7/CB	120	100/10	Box	Clear	C7A	3000	20	2.7	\$0.48	2"
	Cand.	03794		4C7/CB 2CD	120	120/10	Card(2)	Clear	C7A	3000	20	2.7	\$0.48	2"
	Cand.	04794		4C7/CB 4CD	120	120/10	Card(4)	Clear	C7A	3000	20	2.7	\$0.48	2"
	Cand.	03795		4C7/W/CB 2CD	120	120/10	Card(2)	White	C7A	3000	19	2.7	\$0.48	2"
	Cand.	04795		4C7/W/CB 4CD	120	120/10	Card(4)	White	C7A	3000	19	2.7	\$0.48	2"
7	Cand.	03691		7C7/CB	120	100/10	Box	Clear	C7A	3000	45	2.7	\$0.84	2"
	Cand.	03791		7C7/CB 2CD	120	120/10	Card(2)	Clear	C7A	3000	45	2.7	\$0.84	2"
	Cand.	37202		7C7/CB 4CD	120	60/10	Card(4)	Clear	C7A	4000	43	3.6	\$0.84	2"
	Cand.	03692		7C7/W/CB	120	100/10	Box	White	C7A	3000	35	2.7	\$0.84	2"
	Cand.	03792		7C7/W/CB 2CD	120	120/10	Card(2)	White	C7A	3000	35	2.7	\$0.84	2"
	Cand.	37206		7C7/W/CB 4CD	120	60/10	Card(4)	White	C7A	4000	34	3.6	\$0.84	2"
7 1/2	Cand.	03228		7.5C7/CB	120	100/10	Box	Clear	C7A	3000	41	2.7	\$0.90	2"
10	Cand.	37207	1	10C7/CB 2CD	120	120/6	Card(2)	Clear	C7A	2000	50	1.8	\$1.20	2.11"
15	Cand.	37208	1	15C7/CB 2CD	120	120/6	Card(2)	Clear	C7A	3000	90	2.7	\$1.81	2.11"

S6

Energy Used (Watts)	Lamp Base	Item No.	Footnotes	Domestic Code	Volts	Master Carton/ Inner Pack	Pack Type	Finish	Filament Type	Avg. Rated Hours	Brightness (Lumens)	Life in Years*	Est. Yearly Energy Cost**	MOL
6	Cand.	03543	1	6S6/12V/CB 2CD	12	60/10	Card(2)	Clear	C2R	2000	35	1.8	\$0.72	1.79"
	Cand.	04025	1	6S6/CB 2CD	120	60/6	Card(2)	Clear	C7A	1500	32	1.3	\$0.72	1.88"
	Cand.	04525	4	6S6/CB/130	130	100/10	Box	Clear	C7A	1500	32	1.3	\$0.72	1.88"

S11

Energy Used (Watts)	Lamp Base	Item No.	Footnotes	Domestic Code	Volts	Master Carton/ Inner Pack	Pack Type	Finish	Filament Type	Avg. Rated Hours	Brightness (Lumens)	Life in Years*	Est. Yearly Energy Cost**	MOL
7 1/2	Med.	04064		7.5S11	120	60/6	Card	Clear	C7A	1500	53	1.3	\$0.90	2.25"
	Med.	04065		7.5S11/W	120	60/6	Card	White	C7A	1500	39	1.3	\$0.90	2.25"
	Med.	04067		7.5S11/R	120	60/10	Card	Red	C7A	2500	-	2.2	\$0.90	2.25"
	Med.	04564		7.5S11/130	130	100/10	Box	Clear	C7A	2500	52	2.2	\$0.90	2.25"
	Med.	04061		7.5S11/G/130	130	60/10	Card	Green	C7A	2500	-	2.2	\$0.90	2.25"
10	Inter.	03568		10S11/IN/130	130	60/10	Card	Clear	C7A	2500	80	2.2	\$1.20	2.25"
	Inter.	04568		10S11/IN/130	130	100/10	Box	Clear	C7A	2500	80	2.2	\$1.20	2.25"
18	S.C. Bay.	06311	1	18S11/SC/12V 2CD	12	60/10	Card(2)	Clear	C6	2000	200	1.8	\$2.17	2.25"
20	Cand.	03569	1	20S11/CB	120	60/10	Card	Clear	CC2V	1500	120	1.3	\$2.41	2.25"
25	Inter.	03534		25S11/IN	120	60/10	Card	Clear	CC2V	1000	180	0.9	\$3.01	2.25"
40	Inter.	03729		40S11/IN	120	60/6	Card	Clear	CC2V	1000	355	0.9	\$4.82	2.25"
	Inter.	03629		40S11/IN	120	100/10	Box	Clear	CC2V	1000	355	0.9	\$4.82	2.25"

* Based on 3 hrs./day

** Based on 3 hrs./day 11¢/kWh – Cost depends on rates and use.

Footnotes

- 1 New Item
- 2 Canadian Standards Association
- 3 Eco-Halogen Energy-Saving Technology

- 4 Commercial Service*
- 5 Fan
- 6 Non-Stick Base

- 7 Krypton(KR)
- 8 Vibration Resistant lamps are designed for vibration service only.
- 9 Rough Service lamps are designed for rough service applications.



S14 CLEAR S14 FROST



T4 CLEAR



T6 CLEAR



T6 FROST



T6½ INTERMEDIATE BASE



T6½ C8 FILAMENT INTERMEDIATE BASE



T6½ FROST INTERMEDIATE BASE



T6½ CLEAR D.C. BAYONET BASE



T6½ FROST D.C. BAYONET BASE

S14

Energy Used (Watts)	Lamp Base	Item No.	Footnotes	Domestic Code	Volts	Master Carton/Inner Pack	Pack Type	Finish	Filament Type	Avg. Rated Hours	Brightness (Lumens)	Life in Years*	Est. Yearly Energy Cost**	MOL
11	Med.	04340		11S14/130	130	120/12	Box	Clear	C9	2500	63	2.2	\$1.32	3.38"
	Med.	03540		11S14/130	130	60/6	Card	Clear	C9	2500	63	2.2	\$1.32	3.38"
	Med.	03541		11S14/F/130	130	60/6	Card	Frost	C9	2500	60	2.2	\$1.32	3.38"

T4 AND T6

Energy Used (Watts)	Lamp Base	Item No.	Footnotes	Domestic Code	Volts	Master Carton/Inner Pack	Pack Type	Finish	Filament Type	Avg. Rated Hours	Brightness (Lumens)	Life in Years*	Est. Yearly Energy Cost**	MOL
T4														
15	Cand.	03226		15T4/CB	120	100/10	Card	Clear	C5	1000	100	0.9	\$1.81	1.75"
T6														
15	Cand.	03723		15T6/F/CB	120	60/6	Card	Frost	C7A	1000	89	0.9	\$1.81	3"
	Cand.	03582		15T6/CB/130	130	60/6	Card	Clear	C7A	1500	100	1.3	\$1.81	3"
	Cand.	03882		15T6/CB/130	130	100/10	Box	Clear	C7A	1500	100	1.3	\$1.81	3"
	Cand.	03583		15T6/CB/145	145	60/6	Card	Clear	C7A	1500	100	1.3	\$1.81	3"
	Cand.	03883		15T6/CB/145	145	100/10	Box	Clear	C7A	1500	100	1.3	\$1.81	3"
25	Cand.	03520		25T6/CB	120	60/6	Card	Clear	C7A	1500	190	1.3	\$3.01	3"
	Cand.	03220		25T6/CB	120	100/10	Box	Clear	C7A	1500	190	1.3	\$3.01	3"

T6½

Energy Used (Watts)	Lamp Base	Item No.	Footnotes	Domestic Code	Volts	Master Carton/Inner Pack	Pack Type	Finish	Filament Type	Avg. Rated Hours	Brightness (Lumens)	Life in Years*	Est. Yearly Energy Cost**	MOL
9	Inter.	04335		9T6½/2/IN	120	36/6	Card	Clear	N/A	3000	14	2.7	\$1.08	5.38"
20	Inter.	03704		20T6½/2/IN	120	60/6	Card	Clear	C8	1000	109	0.9	\$2.41	5.38"
	Inter.	04316		20T6½/2/IN/130	130	100/10	Box	Clear	C8	3000	100	2.7	\$2.41	5.38"
	Inter.	04319		20T6½/2/F/IN/130	130	100/10	Box	Frost	C8	3000	90	2.7	\$2.41	5.38"
	D.C. Bay.	03706		20T6½/2/DC/130	130	60/6	Card	Clear	C8	3000	100	2.7	\$2.41	5.38"
	D.C. Bay.	04317		20T6½/2/DC/130	130	100/10	Box	Clear	C8	3000	100	2.7	\$2.41	5.38"
	D.C. Bay.	04324		20T6½/2/F/DC/130	130	100/10	Box	Frost	C8	3000	90	2.7	\$2.41	5.38"
25	Inter.	03705		25T6½/2/IN	120	60/6	Card	Clear	C8	1000	185	0.9	\$3.01	5.38"
	Inter.	04320		25T6½/2/IN/130	130	100/10	Box	Clear	C8	3000	170	2.7	\$3.01	5.38"
	Inter.	04321		25T6½/2/F/IN/130	130	100/10	Box	Frost	C8	3000	160	2.7	\$3.01	5.38"
40	Inter.	03707		40T6½/2/IN	120	60/6	Card	Clear	C8	1000	250	0.9	\$4.82	5.38"
	Inter.	03759		40T6½/2/F/IN	120	60/6	Card	Frost	C8	1000	240	0.9	\$4.82	5.38"

* Based on 3 hrs./day

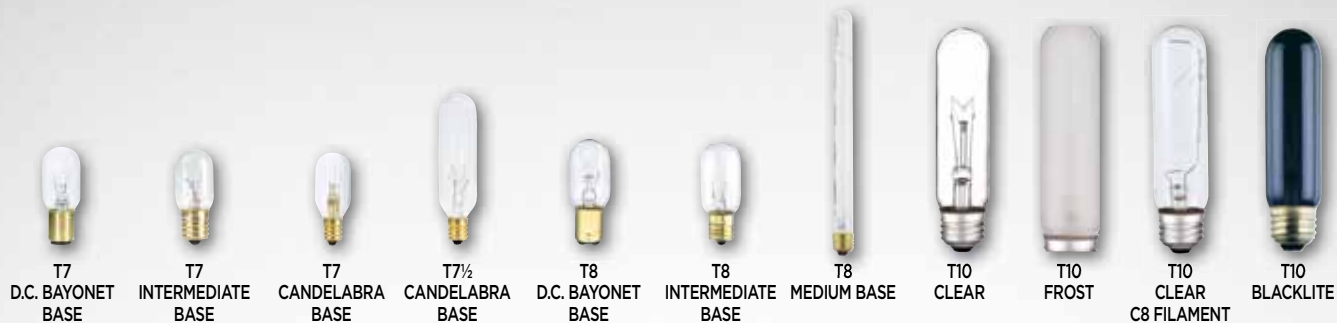
** Based on 3 hrs./day 11¢/kWh – Cost depends on rates and use.

Footnotes

- 1 New Item
 - 2 Canadian Standards Association
 - 3 Eco-Halogen Energy-Saving Technology
- www.westinghouselighting.com

- 4 Commercial Service*
- 5 Fan
- 6 Non-Stick Base

- 7 Krypton(KR)
- 8 Vibration Resistant lamps are designed for vibration service only.
- 9 Rough Service lamps are designed for rough service applications.



T7 AND T7½

Energy Used (Watts)	Lamp Base	Item No.	Footnotes	Domestic Code	Volts	Master Carton/Inner Pack	Pack Type	Finish	Filament Type	Avg. Rated Hours	Brightness (Lumens)	Life in Years*	Est. Yearly Energy Cost**	MOL
15	Cand.	03720		15T7/CB	120	60/10	Card	Clear	C5	1000	108	0.9	\$1.81	2.19"
	Cand.	03887		15T7/CB/130	130	100/10	Box	Clear	C7A	1500	100	1.3	\$1.81	2.19"
	Inter.	03721		15T7/IN	120	60/10	Card	Clear	C5	1000	108	0.9	\$1.81	2.19"
	D.C. Bay.	03722		15T7DC	120	60/10	Card	Clear	C5	1000	108	0.9	\$1.81	2.19"
35	Cand.	03521		35T7½/CB	120	60/6	Card	Clear	C5	1500	190	1.3	\$4.22	3.56"

T8

Energy Used (Watts)	Lamp Base	Item No.	Footnotes	Domestic Code	Volts	Master Carton/Inner Pack	Pack Type	Finish	Filament Type	Avg. Rated Hours	Brightness (Lumens)	Life in Years*	Est. Yearly Energy Cost**	MOL
25	Inter.	03716		25T8/IN	120	60/6	Card	Clear	C5	1000	195	0.9	\$3.01	2.56"
	D.C. Bay.	03717		25T8DC	120	60/6	Card	Clear	C5	1000	195	0.9	\$3.01	2.56"
40	Inter.	03719		40T8/IN	120	60/6	Card	Clear	C7A	1000	365	0.9	\$4.82	2.56"
	Med.	03892		40T8/130	130	100/10	Box	Clear	C8	3500	300	3.1	\$4.82	11.5"
	Med.	03718		40T8/130	130	60/6	Card	Clear	C8	3500	300	3.1	\$4.82	11.5"

T10

Energy Used (Watts)	Lamp Base	Item No.	Footnotes	Domestic Code	Volts	Master Carton/Inner Pack	Pack Type	Finish	Filament Type	Avg. Rated Hours	Light Appearance (Kelvin)	Brightness (Lumens)	Life in Years*	Est. Yearly Energy Cost**	MOL	
15	Med.	03730	1	15T10	120	60/6	Card	Clear	C5V	1000	2700	100	0.9	\$1.81	5.13"	
	Med.	03733	1	15T10/F	120	60/6	Card	Frost	C5V	1000	2700	95	0.9	\$1.81	5.13"	
25	Med.	03710		25T10	120	60/6	Card	Clear	C5V	1000	2700	180	0.9	\$3.01	5.13"	
	Med.	03845		25T10	120	100/10	Box	Clear	C5V	1000	2700	180	0.9	\$3.01	5.13"	
	Med.	03713		25T10/F	120	60/6	Card	Frost	C5V	1000	2700	170	0.9	\$3.01	5.13"	
	Med.	03848		25T10/F	120	100/10	Box	Frost	C5V	1000	2700	170	0.9	\$3.01	5.13"	
	Med.	03835		25T10/F	120	100/10	Box	Frost	C8	2500	2700	160	2.2	\$3.01	5.13"	
	Med.	03894		25T10/130	130	100/10	Box	Clear	C5V	2500	2700	170	2.2	\$3.01	5.13"	
	Med.	03897		25T10/F/130	130	100/10	Box	Frost	C5V	2500	2700	160	2.2	\$3.01	5.13"	
	Med.	03711		40T10	120	60/6	Card	Clear	C5V	1000	2700	300	0.9	\$4.82	5.13"	
40	Med.	03846		40T10	120	100/10	Box	Clear	C5V	1000	2700	300	0.9	\$4.82	5.13"	
	Med.	03833		40T10	120	100/10	Box	Clear	C8	2500	2700	275	2.2	\$4.82	5.13"	
	Med.	03714		40T10/F	120	60/6	Card	Frost	C5V	1000	2700	285	0.9	\$4.82	5.13"	
	Med.	03836		40T10/F	120	100/10	Box	Frost	C8	2500	2700	260	2.2	\$4.82	5.13"	
	Med.	03921		40T10/BL	120	60/6	Card	Blacklite	C5V	480	-	-	0.4	\$4.82	5.13"	
	Med.	03895		40T10/130	130	100/10	Box	Clear	C5V	2500	2700	275	2.2	\$4.82	5.13"	
	60	Med.	03712	8	60T10/VR	120	60/6	Card	Clear	C7A	1000	2700	385	0.9	\$7.23	5.13"
		Med.	03847	8	60T10/VR	120	100/10	Box	Clear	C7A	1000	2700	385	0.9	\$7.23	5.13"
		Med.	03834	8	60T10/VR	120	100/10	Box	Clear	C7A	2500	2700	365	2.2	\$7.23	5.13"
		Med.	03715	8	60T10/F/VR	120	60/6	Card	Frost	C7A	1000	2700	365	0.9	\$7.23	5.13"
Med.		03850	8	60T10/F/VR	120	100/10	Box	Frost	C7A	1000	2700	365	0.9	\$7.23	5.13"	
Med.		03837	8	60T10/F/VR	120	100/10	Box	Frost	C7A	2500	2700	350	2.2	\$7.23	5.13"	
Med.		03896	8	60T10/VR/130	130	100/10	Box	Clear	C7A	2500	2700	365	2.2	\$7.23	5.13"	
Med.		03899	8	60T10/F/VR/130	130	100/10	Box	Frost	C7A	2500	2700	350	2.2	\$7.23	5.13"	

* Based on 3 hrs./day ** Based on 3 hrs./day 11¢/kWh — Cost depends on rates and use.

Footnotes

- 1 New Item
- 2 Canadian Standards Association
- 3 Eco-Halogen Energy-Saving Technology

- 4 Commercial Service*
- 5 Fan
- 6 Non-Stick Base

- 7 Krypton(KR)
- 8 Vibration Resistant lamps are designed for vibration service only.
- 9 Rough Service lamps are designed for rough service applications.



LOW VOLTAGE

Energy Used (Watts)	Lamp Base	Item No.	Footnotes	Domestic Code	Volts	Master Carton/ Inner Pack	Pack Type	Finish	Filament Type	Avg. Rated Hours	Brightness (Lumens)	Life in Years*	Est. Yearly Energy Cost**	MOL
A19														
25	Med.	03422		25A/F/12V	12	36/6	Box	Frost	C6	2500	250	2.2	\$3.01	4.13"
50	Med.	03423		50A/F/12V	12	36/6	Box	Frost	C6	2500	548	2.2	\$6.02	4.13"
CA8														
25	Cand.	03424		25CA8/CB/12V	12	200/10	Box	Clear	C6	2500	190	2.2	\$3.01	3.5"
G4 1/2														
6	E10	03797	1	6G4.5/E10/12V 2CD	12	60/10	Card(2)	Clear	C2R	1000	40	0.9	\$0.72	1.11"
S6														
6	Cand.	03543	1	6S6/12V/CB 2CD	12	60/10	Card(2)	Clear	C2R	2000	35	1.8	\$0.72	1.79"
S11														
18	S.C. Bay.	06311	1	18S11/SC/12V 2CD	12	60/10	Card(2)	Clear	C6	2000	200	1.8	\$2.17	2.25"
S8														
12	S.C. Bay.	03726		12S8/93T/SC/12V 2CD	12	60/10	Card(2)	Clear	C6	700	120	0.6	\$1.45	2"
21	S.C. Bay.	03727		21S8/1073/SC/12V 2CD	12	60/10	Card(2)	Clear	C6	700	255	0.6	\$2.53	2"
T3 1/4														
5	Wedge	06217	1	5T31/4/X/12V	12	120/10	Card	Clear	C2V	3000	26	2.7	\$0.60	0.95"
	Wedge	06204		5T31/4X/12V	12	100/10	Box	Clear	C2V	2800	38	2.5	\$0.60	1"
	Wedge	0620450	1	5T31/4X/12V	12	50	Box	Clear	C2V	2800	38	2.5	\$0.60	1"

LANDSCAPE (LOW VOLTAGE)

Energy Used (Watts)	Lamp Base	Item No.	Footnotes	Domestic Code	Volts	Master Carton/ Inner Pack	Pack Type	Beam Spread	Beam Type/ Finish	Filament Type	Light Appearance (Kelvin)	Brightness (Lumens)	Avg. Rated Hours	Life in Years*	Est. Yearly Energy Cost**	MOL
PAR36																
11	Terminal & Spade Conn.	06309	1	11PAR36/12V	12	36/6	Card	10°	Spot	C6	2750	120	1000	0.9	\$1.32	2.38"
36	Terminal & Spade Conn.	06310	1	36PAR36/12V	12	36/6	Card	10°	Spot	C6	2800	400	1000	0.9	\$4.34	2.38"
T5																
4	Wedge	06300	1	4T5/12V 4CD	12	60/10	Card(4)	-	Clear	C2R	-	20	2000	1.8	\$0.48	1.43"
	Wedge	06304	1	4T5/A/12V 2CD	12	60/10	Card(2)	-	Amber	C2R	-	-	2000	1.8	\$0.48	1.43"
	Wedge	06305	1	4T5/B/12V 2CD	12	60/10	Card(2)	-	Blue	C2R	-	-	2000	1.8	\$0.48	1.43"
	Wedge	06306	1	4T5/G/12V 2CD	12	60/10	Card(2)	-	Green	C2R	-	-	2000	1.8	\$0.48	1.43"
	Wedge	06307	1	4T5/R/12V 2CD	12	60/10	Card(2)	-	Red	C2R	-	-	2000	1.8	\$0.48	1.43"
5.4	Wedge	03790	1	5.4T5/6V	6	120/10	Card		Clear	C2R	-	30	200	0.1	\$0.65	1.43
7	Wedge	06301	1	7T5/12V 4CD	12	60/10	Card(4)	-	Clear	C2R	-	87	2000	1.8	\$0.84	1.43"
11	Wedge	06302	1	11T5/12V 4CD	12	60/10	Card(4)	-	Clear	C2R	-	120	2000	1.8	\$1.32	1.43"
18	Wedge	06215		18T5X/12V	12	36/6	Card	-	Clear	C2R	-	210	1000	0.9	\$2.17	1.5"
	Wedge	06303	1	18T5/12V 4CD	12	60/10	Card(4)	-	Clear	C2R	-	210	2000	1.8	\$2.17	1.43"

* Based on 3 hrs./day ** Based on 3 hrs./day 11¢/kWh — Cost depends on rates and use

Footnotes

- 1 New Item
 - 2 Canadian Standards Association
 - 3 Eco-Halogen Energy-Saving Technology
- www.westinghouselighting.com

- 4 Commercial Service*
- 5 Fan
- 6 Non-Stick Base

- 7 Krypton(KR)
- 8 Vibration Resistant lamps are designed for vibration service only.
- 9 Rough Service lamps are designed for rough service applications.



A SHAPE



ST20



T SHAPE



GLOBE




DECORATIVE

TIMELESS, VINTAGE INSPIRED

Energy Used (Watts)	Lamp Base	Item No.	Footnotes	Domestic Code	Volts	Master Carton/Inner Pack	Pack Type	Finish	Filament Type	Avg. Rated Hours	Brightness (Lumens)	Life in Years*	Est. Yearly Energy Cost**	MOL
A SHAPE														
40	Med.	04134	1	VINTAGE/40/A19	120	24/6	Card	Clear	NX-8	1500	100	1.3	\$4.82	4.13"
60	Med.	04135	1	VINTAGE/60/A19	120	24/6	Card	Clear	NX-8	1500	275	1.3	\$7.23	4.13"
ST20														
40	Med.	04120	1	VINTAGE/40/ST20	120	24/6	Card	Clear	19-Anchor	1500	160	1.3	\$4.82	5.51"
60	Med.	04132	1	VINTAGE/60/ST20	120	24/6	Card	Clear	19-Anchor	1500	305	1.3	\$7.23	5.51"
T SHAPE														
40	Med.	04128	1	VINTAGE/40/T12	120	24/6	Card	Clear	12-Anchor	1500	50	1.3	\$4.82	4.25"
60	Med.	04129	1	VINTAGE/60/T12	120	24/6	Card	Clear	12-Anchor	1500	120	1.3	\$7.23	4.25"
GLOBE														
40	Med.	04126	1	VINTAGE/40/G25	120	24/6	Card	Clear	32-Anchor	1500	100	1.3	\$4.82	4.53"
60	Med.	04127	1	VINTAGE/60/G25	120	24/6	Card	Clear	32-Anchor	1500	200	1.3	\$7.23	4.53"
DECORATIVE														
40	Cand.	04133	1	VINTAGE/40/C10 2CD	120	24/6	Card(2)	Clear	4-Anchor	1500	50	1.3	\$4.82	3.98"

* Based on 3 hrs./day ** Based on 3 hrs./day 11¢/kWh — Cost depends on rates and use

Footnotes

- 1 New Item
- 2 Canadian Standards Association 
- 3 Eco-Halogen Energy-Saving Technology

- 4 Commercial Service*
- 5 Fan
- 6 Non-Stick Base

- 7 Krypton(KR)
- 8 Vibration Resistant lamps are designed for vibration service only.
- 9 Rough Service lamps are designed for rough service applications.

130 VOLT COMPARISON CHART

130 Volt lamps will last longer when used on a 120 Volt line. However, the brightness (lumen output) of these 130 Volt lamps operating on a 120 Volt line will be significantly reduced, while energy consumption (watts) will be less.

A 130 Volt lamp is perfect for use in hard-to-reach places and for use in lights that are on for long periods of time. Westinghouse Lighting recommends that you check that there is enough brightness (lumen output) for your specific application or task.

NOTE: Most electrical service is 120 Volts. By using 130 Volt lamps on a 120 Volt line, replacement and maintenance costs can be reduced due to longer life.

130V LAMP SPECIFICATIONS — OPERATING ON A 130V LINE

OPERATING ON A 120V LINE

Item No.	Energy Used (Watts)	Domestic Code	Master Carton/Inner Pack	Avg. Rated Hours	Brightness (Lumens)	Energy Used (Watts) @ 120V	Avg. Rated Hours @ 120V	Brightness (Lumens) @ 120V
03540	11	11S14/130	60/6	2500	63	10	7000	47
03541	11	11S14/F/130	60/6	2500	60	10	7000	45
03568	10	10S11/IN/130	60/10	2500	80	9	7000	60
03582	15	15T6/CB/130	60/6	1500	100	13	4200	75
03609	60	60G161/2/CB/130	200/10	2500	540	53	7000	405
03611	25	25G161/2/CB/130	200/10	2500	160	22	7000	120
03612	40	40G161/2/CB/130	200/10	2500	340	35	7000	255
03631	25	25B11/130	200/25	2500	170	22	7000	128
03632	40	40B11/130	200/25	2500	345	35	7000	259
03636	25	25G161/2/W/CB/130	200/10	2500	155	22	7000	116
03639	40	40G161/2/W/CB/130	200/10	2500	320	35	7000	240
03662	60	60CA10/CB/130	200/25	2500	600	53	7000	450
03663	60	60CA10/F/CB/130	200/25	2500	580	53	7000	435
03664	25	25CA10/130	200/25	2500	190	22	7000	143
03665	40	40CA10/130	200/25	2500	345	35	7000	259
03666	60	60CA10/VR/130	200/25	2500	560	53	7000	420
03667	25	25CA10/F/130	200/25	2500	175	22	7000	131
03668	40	40CA10/F/130	200/25	2500	330	35	7000	248
03669	60	60CA10/F/VR/130	200/25	2500	545	53	7000	409
03670	7 1/2	7.5CA8/CB/130	200/25	2500	40	7	7000	30
03671	10	10CA7/CB/130	200/25	2500	58	9	7000	44
03673	15	15CA8/CB/130	200/25	2500	75	13	7000	56
03674	25	25CA8/CB/130	200/25	2500	158	22	7000	119
03675	40	40CA91/2/CB/130	200/25	2500	330	35	7000	248
03678	25	25CA8/F/CB/130	200/25	2500	145	22	7000	109
03679	40	40CA91/2/F/CB/130	200/25	2500	310	35	7000	233
03681	15	15B91/2/CB/130	200/25	2500	100	13	7000	75
03682	25	25B91/2/CB/130	200/25	2500	170	22	7000	128
03683	40	40B91/2/CB/130	200/25	2500	345	35	7000	259
03684	60	60B10/CB/130	200/25	2500	610	53	7000	458
03685	25	25B91/2/F/CB/130	200/25	2500	165	22	7000	124
03686	40	40B91/2/F/CB/130	200/25	2500	330	35	7000	248
03687	60	60B10/F/CB/130	200/25	2500	575	53	7000	431
03693	60	60B11/VR/130	200/25	2500	560	53	7000	420
03706	20	20T61/2/DC/130	60/6	3000	100	18	8400	75
03718	40	40T8/130	60/6	3500	300	35	9800	225

130 VOLT COMPARISON CHART

130V LAMP SPECIFICATIONS — OPERATING ON A 130V LINE

OPERATING ON A 120V LINE

Item No.	Energy Used (Watts)	Domestic Code	Master Carton/Inner Pack	Avg. Rated Hours	Brightness (Lumens)	Energy Used (Watts) @ 120V	Avg. Rated Hours @ 120V	Brightness (Lumens) @ 120V
03882	15	15T6/CB/130	100/10	1500	100	13	4200	75
03887	15	15T7/CB/130	100/10	1500	100	13	4200	75
03890	25	25T8/IN/130	100/10	2500	175	22	7000	131
03892	40	40T8/130	100/10	3500	300	35	9800	225
03894	25	25T10/130	100/10	2500	170	22	7000	128
03895	40	40T10/130	100/10	2500	275	35	7000	206
03896	60	60T10/VR/130	100/10	2500	368	53	7000	276
03897	25	25T10/F/130	100/10	2500	160	22	7000	120
03899	60	60T10/F/VR/130	100/10	2500	350	53	7000	263
03950	60	60A/TS/130	36/6	4000	587	53	11200	440
03951	100	100A/TS/130	36/6	4000	860	88	11200	645
04061	7 1/2	7.5S11/G/130	60/10	2500	-	7	7000	-
04100	25	25A/F/130 4PK	120	5000	205	22	14000	154
0410129	40	40A/F/VR/130 2PK	120	5000	290	35	14000	218
0410229	60	60A/F/VR/130 2PK	120	5000	485	53	14000	364
04110	25	25A/130 4PK	120	5000	205	22	14000	154
0411129	40	40A/VR/130 2PK	120	5000	290	35	14000	218
0411229	60	60A/VR/130 2PK	120	5000	485	53	14000	364
04165	65	65BR30/FL/130	144/6	2000	650	57	5600	488
04218	25	25G25/130	72/6	3500	180	22	9800	135
04219	40	40G25/130	72/6	3500	320	35	9800	240
04220	60	60G25/VR/130	72/6	3500	530	53	9800	398
04221	25	25G25/W/130	72/6	3500	160	22	9800	120
04222	40	40G25/W/130	72/6	3500	290	35	9800	218
04223	60	60G25/W/VR/130	72/6	3500	480	53	9800	360
04229	45	45R20/FL/130	60/6	2000	380	40	5600	285
04230	30	30R20/FL/130	60/6	2000	215	26	5600	161
04235	65	65BR30/FL/130	60/6	2000	650	57	5600	488
04242	65	65BR40/FL/130	24/6	2000	715	57	5600	536
04316	20	20T61/2/IN/130	100/10	3000	100	18	8400	75
04317	20	20T61/2/DC/130	100/10	3000	100	18	8400	75
04319	20	20T61/2/F/IN/130	100/10	3000	90	18	8400	68
04320	25	25T61/2/IN/130	100/10	3000	170	22	8400	128
04321	25	25T61/2/F/IN/130	100/10	3000	160	22	8400	120
04324	20	20T61/2/F/DC/130	100/10	3000	90	18	8400	68
04340	11	11S14/130	120/12	2500	63	10	7000	47
04403	75	75A/TS/130	36/6	4000	716	66	11200	537
04501	15	15A15/130 2PK	120	2500	100	13	7000	75
04502	40	40A15/130 2PK	120	2500	350	35	7000	263
04503	15	15A15/F/130 2PK	120	2500	90	13	7000	68

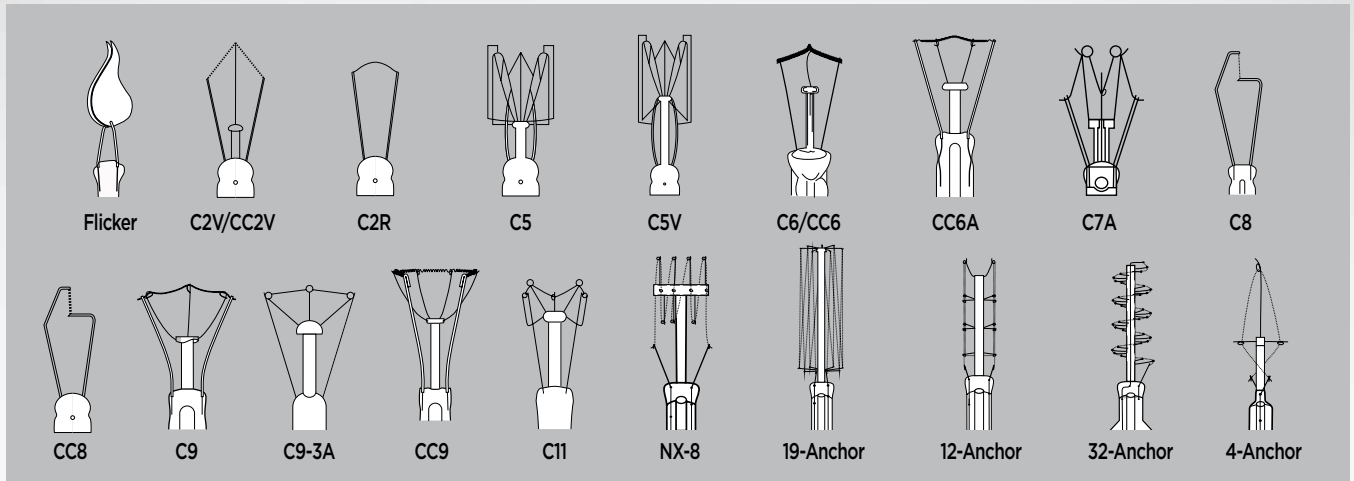
130 VOLT COMPARISON CHART

130V LAMP SPECIFICATIONS — OPERATING ON A 130V LINE

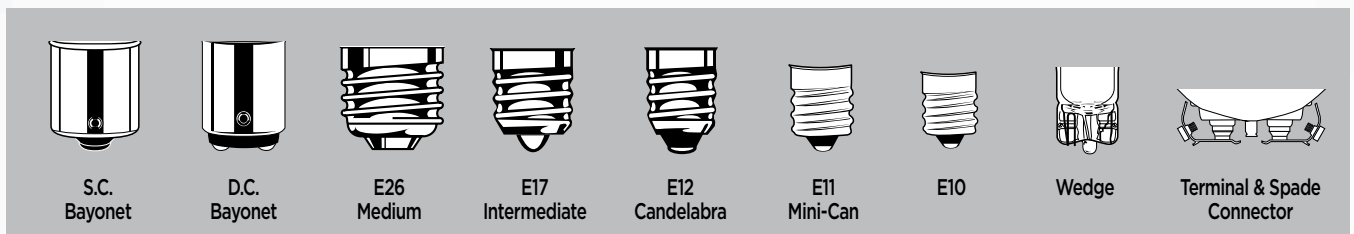
OPERATING ON A 120V LINE

Item No.	Energy Used (Watts)	Domestic Code	Master Carton/Inner Pack	Avg. Rated Hours	Brightness (Lumens)	Energy Used (Watts) @ 120V	Avg. Rated Hours @ 120V	Brightness (Lumens) @ 120V
04504	40	40A15/F/130 2PK	120	2500	340	35	7000	255
04505	60	60A15/130 2PK	120	2500	570	53	7000	428
04507	25	25A15/130 2PK	120	2500	175	22	7000	131
04508	25	25A15/F/130 2PK	120	2500	160	22	7000	120
04509	60	60A15/F/130 2PK	120	2500	540	53	7000	405
04525	6	6S6/CB/130	100/10	1500	32	5	4200	24
04540	150	150A21/F/130	36/6	1000	2650	132	2800	1988
04542	150	150A21/130	36/6	1000	2650	132	2800	1988
04543	200	200A23/130	12	750	3850	176	2100	2888
04548	50/100/150	50/100/150A21/SW/130	36/6	2000	500/1350/1850	44/88/132	5600	300/900/1200
04564	7 1/2	7.5S11/130	100/10	2500	52	7	7000	39
04568	10	10S11/IN/130	100/10	2500	80	9	7000	60
04667	75	75BR30/A/FL/130	60/6	2000	-	66	5600	-
04668	75	75BR30/B/FL/130	60/6	2000	-	66	5600	-
04671	75	75BR30/P/FL/130	60/6	2000	-	66	5600	-
04672	75	75BR30/R/FL/130	60/6	2000	-	66	5600	-
04673	75	75BR30/G/FL/130	60/6	2000	-	66	5600	-
36959	150	150A21/F/130	60/6	1000	2650	132	2800	1988
36960	200	200A23/F/130	60/6	750	3600	176	2100	2700
36961	50/100/150	50/100/150A21/SW/130	60/6	2000	500/1350/1850	44/88/132	5600	375/1013/1388
36971	40	40A/F/VR/130	60/6	5000	290	35	14000	218
36972	60	60A/F/VR/130	60/6	5000	485	53	14000	364
36975	40	40A/VR/130	60/6	5000	290	35	14000	218
36976	60	60A/VR/130	60/6	5000	485	53	14000	364

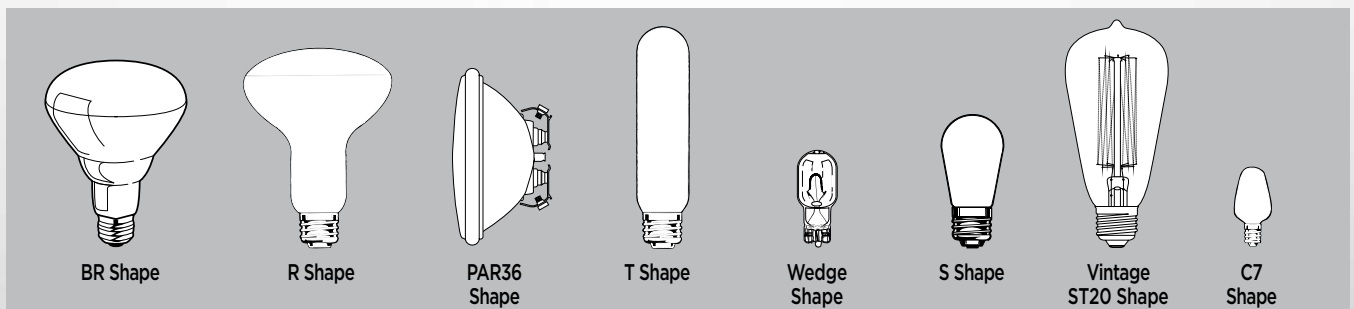
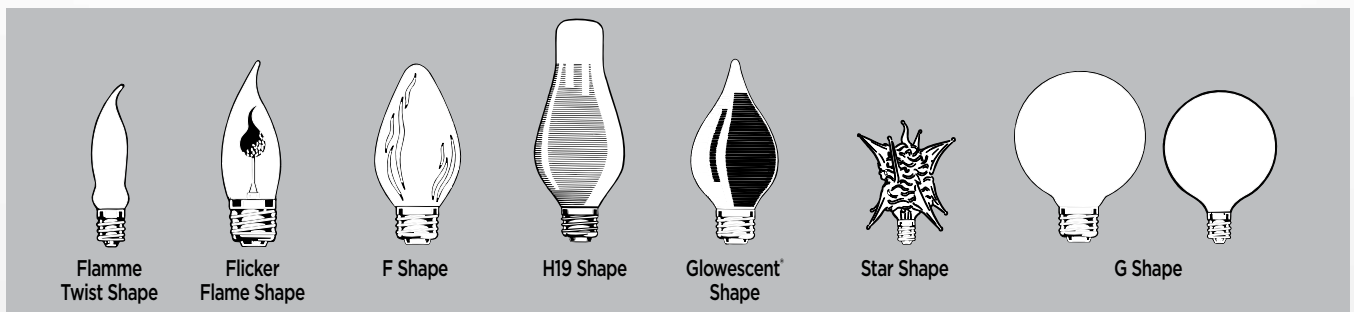
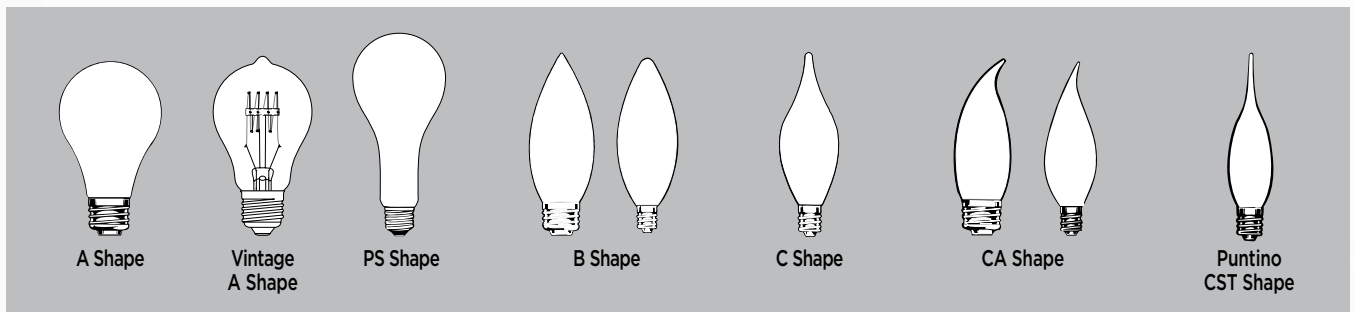
FILAMENT DESIGNATIONS



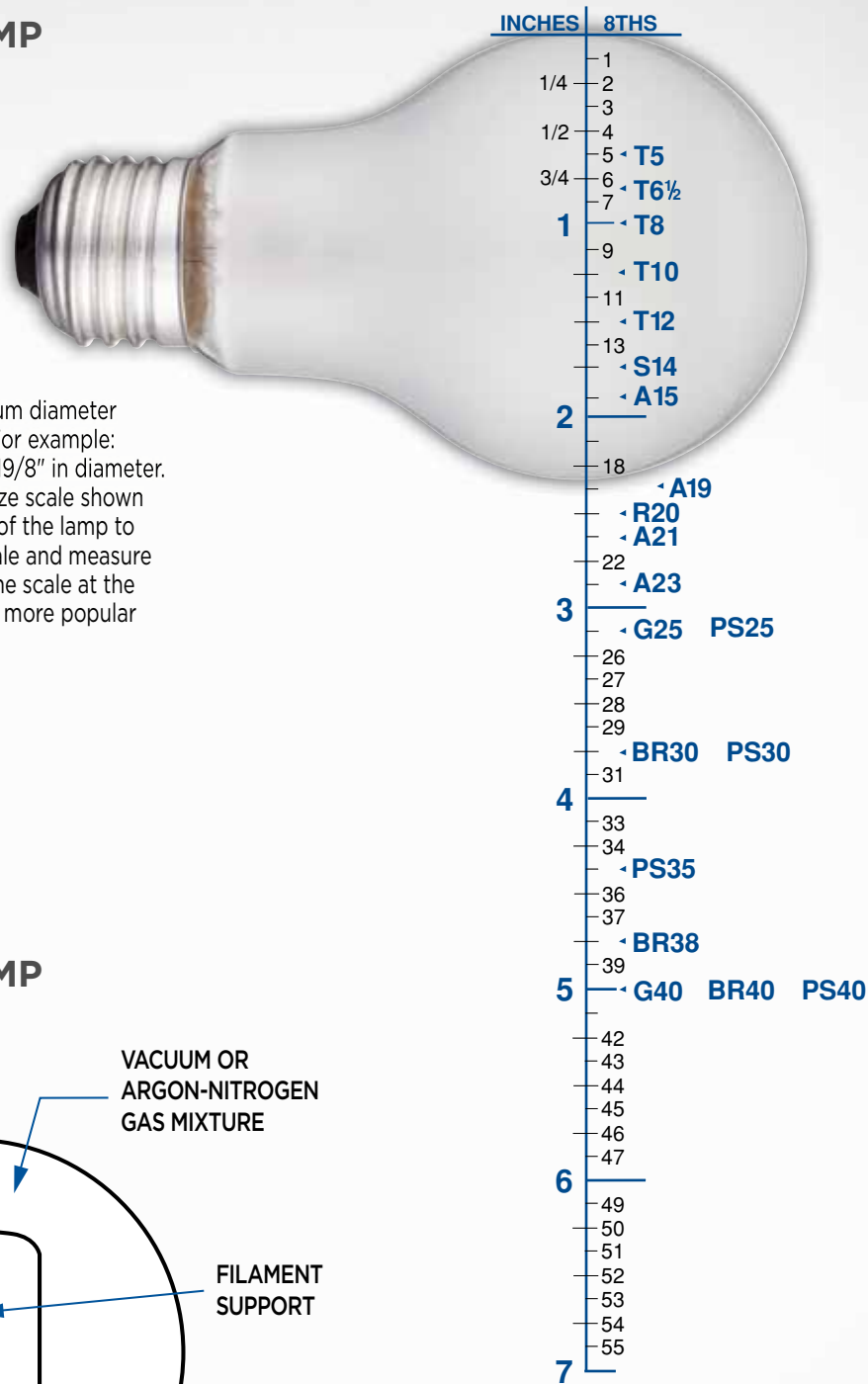
INCANDESCENT BASE TYPES



INCANDESCENT LAMP SHAPES



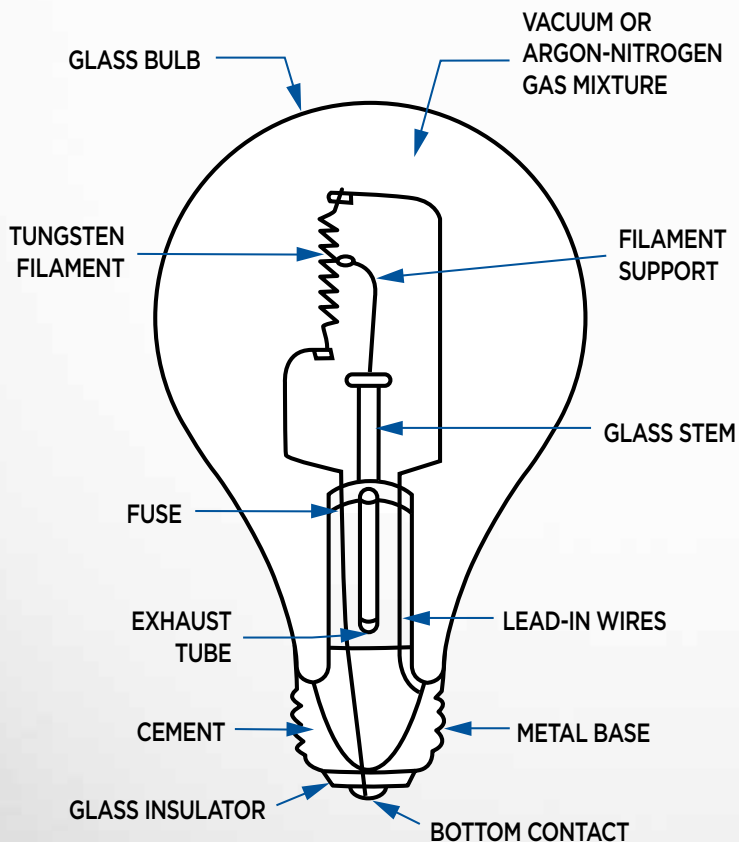
INCANDESCENT LAMP SIZE REFERENCE



LAMP SIZE (shown in actual size)

Lamp size is determined by the maximum diameter expressed in eighths of an inch (1/8"). For example: an A19 lamp is 19-eighths of an inch or 19/8" in diameter. To determine a lamp size, use the full size scale shown (calibrated in eighths). Place one edge of the lamp to be identified on the top edge of the scale and measure the approximate diameter by reading the scale at the opposite edge of the lamp. Sizes of the more popular lamp types are indicated on the scale.

INCANDESCENT LAMP COMPONENTS




a variety of specialty halogen lighting options...



NEW!
Specialty Lamp Header
(1ft. x 4ft.)
#09820



NEW!
Eco-Halogen Corporate Header
(2ft. x 4ft.)
#09818



NEW!
Specialty Lamp Vertical Header
(18in. x 24in.)
#09819

NEW!
5-Socket Interactive
Lamp Display
#96210



Contact your Westinghouse Sales Representative for additional information on merchandising materials.

HALOGEN

eco-halogen and specialty lighting ...

Providing bright, white light and long life, our current halogen assortment features lamps that come in a variety of sizes and shapes making them a great choice for multiple lighting solutions. These lamps are completely dimmable and can be used anywhere.





MR11
GU4 BASE

MR11
GU10 BASE

MR16
GU5.3 BASE

MR16 FROST LENS
GU5.3 BASE

MR16 GU5.3 BASE
CLEAR LENS

MR11, DICHROIC (LOW VOLTAGE)

Energy Used (Watts)	Lamp Base	Item No.	Footnotes	Domestic Code	Master Carton/ Inner Pack	Pack Type	Candle Power	Beam Spread	Beam Type	Filament Type	Light Appearance (Kelvin)	Avg. Rated Hours	ANSI Code	Life in Years*	Est. Yearly Energy Cost**	MOL
6 VOLT																
5	GU4	04771	2	5MR11Q/NFL/LN	36/6	Card	200	16°	Narrow Flood	C8	2900	2000	-	1.8	\$0.60	1.38"
12 VOLT																
5	GU4	04766	2	5MR11Q/NFL/LN	36/6	Card	200	16°	Narrow Flood	C8	2900	2000	-	1.8	\$0.60	1.38"
10	GU4	04761	2	10MR11Q/NFL/LN	36/6	Card	650	16°	Narrow Flood	C6	2900	2000	-	1.8	\$1.20	1.38"
20	GU4	04463		20MR11Q/NFL	100/10	Box	1500	16°	Narrow Flood	C8	2950	2000	FTC	1.8	\$2.41	1.38"
	GU4	04750	2	20MR11Q/NFL/LN	36/6	Card	1600	16°	Narrow Flood	CC6	2950	2000	FTC	1.8	\$2.41	1.38"
	GU4	06214	2,7	20MR11X/FL/LN 2CD	36/6	Card(2)	700	30°	Flood	C8	2900	10000	FTD	9.1	\$2.41	1.38"
	GU4	04748	2	20MR11Q/SP/LN	36/6	Card	700	12°	Spot	CC2V	2800	2000	FTB	1.8	\$2.41	1.38"
35	GU4	04765	2	35MR11Q/NFL/LN	36/6	Card	2800	16°	Narrow Flood	C6	3000	2000	FTF	1.8	\$4.22	1.38"

MR11, 120 VOLT DICHROIC (LINE VOLTAGE)

Energy Used (Watts)	Lamp Base	Item No.	Footnotes	Domestic Code	Master Carton/ Inner Pack	Pack Type	Candle Power	Beam Spread	Beam Type	Filament Type	Light Appearance (Kelvin)	Avg. Rated Hours	ANSI Code	Life in Years*	Est. Yearly Energy Cost**	MOL
35	GU10	04728	1	35MR11Q/GU10/NFL/LN 3CD	36/6	Card(3)	500	30°	Narrow Flood	CC2V	3000	3000	FTH	2.7	\$4.22	1.38"

MR16, 12 VOLT, DICHROIC (LOW VOLTAGE)

Energy Used (Watts)	Lamp Base	Item No.	Footnotes	Domestic Code	Master Carton/ Inner Pack	Pack Type	Candle Power	Beam Spread	Beam Type	Filament Type	Light Appearance (Kelvin)	Avg. Rated Hours	ANSI Code	Life in Years*	Est. Yearly Energy Cost**	MOL
20	GU5.3	04451		20MR16Q/FL	100/10	Box	460	36°	Flood	C8	2950	2000	BAB	1.8	\$2.41	1.81"
	GU5.3	04581		20MR16Q/FL	100/10	Box	460	38°	Flood	C8	2950	5000	BAB	4.5	\$2.41	1.88"
	GU5.3	04781	2	20MR16Q/FL/LN	36/6	Card	600	32°	Flood	C8	2950	2000	BAB	1.8	\$2.41	1.81"
	GU5.3	06212	2,7	20MR16X/FL/LN 2CD	36/6	Card(2)	700	32°	Flood	C8	2950	10000	BAB	9.1	\$2.41	1.81"
	GU5.3	04450		20MR16Q/SP	100/10	Box	3300	12°	Spot	C8	2950	2000	ESX	1.8	\$2.41	1.81"
	GU5.3	04749	2	20MR16Q/SP/LN	36/6	Card	3500	12°	Spot	C8	2950	2000	ESX	1.8	\$2.41	1.81"
35	GU5.3	04562		35MR16Q/FL	100/10	Box	1500	38°	Flood	C8	3000	5000	FMW	4.5	\$4.22	1.88"
	GU5.3	04563		35MR16Q/FL/LN	36/6	Card	1250	32°	Flood	C8	3000	2000	FMW	1.8	\$4.22	1.81"
50	GU5.3	04455		50MR16Q/NFL	100/10	Box	3000	20°	Narrow Flood	C8	3050	2000	EXZ	1.8	\$6.02	1.81"
	GU5.3	04755	2	50MR16Q/NFL/LN	36/6	Card	4300	18°	Narrow Flood	C6	3050	2000	EXZ	1.8	\$6.02	1.81"
	GU5.3	04456		50MR16Q/FL	100/10	Box	1500	38°	Flood	C8	3050	2000	EXN	1.8	\$6.02	1.81"
	GU5.3	04556	2	50MR16Q/FL/LN	100/10	Box	1500	38°	Flood	C8	3050	2000	EXN	1.8	\$6.02	1.81"
	GU5.3	04586		50MR16Q/FL	100/10	Box	2000	38°	Flood	C8	3000	5000	EXN	4.5	\$6.02	1.88"
	GU5.3	04756	2	50MR16Q/FL/LN	36/6	Card	1650	32°	Flood	C8	3050	2000	EXN	1.8	\$6.02	1.81"
	GU5.3	05201	3,6	50MR16Q/F/FL/LN	36/6	Card	1550	49°	Flood	C6	2950	4000	EXN	3.6	\$6.02	1.81"
	GU5.3	06213	2,7	50MR16X/FL/LN 2CD	36/6	Card(2)	1500	32°	Flood	C8	3050	10000	EXN	9.1	\$6.02	1.81"
	GU5.3	04454		50MR16Q/SP	100/10	Box	9150	12°	Spot	C8	3050	2000	EXT	1.8	\$6.02	1.81"
	GU5.3	04559	2	50MR16Q/SP/LN	36/6	Card	10000	12°	Spot	C8	3050	2000	EXT	1.8	\$6.02	1.81"
75	GU5.3	04458		75MR16Q/FL	100/10	Box	2000	38°	Flood	C8	3050	2000	EYC	1.8	\$9.03	1.81"
	GU5.3	04758	2	75MR16Q/FL/LN	36/6	Card	2940	32°	Flood	C8	3050	2000	EYC	1.8	\$9.03	1.81"

* Based on 3 hrs./day ** Based on 3 hrs./day 11¢/kWh — Cost depends on rates and use.

Footnotes

- 1 New Item
- 2 Clear Lens
- 3 Frost Lens

- 4 Eco-Halogen Energy-Saving Technology
- 5 Rough Service
- 6 Canadian Standards Association

- 7 Krypton(K) / Xenon(X)
- 8 Long Neck



MR16
GU7.9/8.0 BASE



MR16
GU10 BASE



MR16 FROST LENS
GU10 BASE



JDR
INTERMEDIATE BASE



JDR
MEDIUM BASE

MR16, 120 VOLT, DICHROIC (LINE VOLTAGE)

Energy Used (Watts)	Lamp Base	Item No.	Footnotes	Domestic Code	Master Carton/ Inner Pack	Pack Type	Candle Power	Beam Spread	Beam Type	Filament Type	Light Appearance (Kelvin)	Avg. Rated Hours	Life in Years*	Est. Yearly Energy Cost**	MOL
20	GU7.9/8.0	04521	1,2	20MR16Q/FL/LN	36/6	Card	200	30°	Flood	CC2V	3050	3000	2.7	\$2.41	1.91"
25	GU10	04787	1,2	25MR16Q/GU10/FL/LN	36/6	Card	300	30°	Flood	CC2V	3050	2000	1.8	\$3.01	2"
35	GU7.9/8.0	04727	1,2	35MR16Q/FL/LN	36/6	Card	500	30°	Flood	CC2V	3050	3000	2.7	\$4.22	1.91"
	GU10	04741	2	35MR16Q/GU10/FL/LN	36/6	Card	500	32°	Flood	CC2V	2800	1500	1.3	\$4.22	2"
45	GU7.9/8.0	04518		45MR16Q/FL	100/10	Box	1800	36°	Flood	CC2V	3050	1500	1.3	\$5.42	1.75"
	GU7.9/8.0	04711	2	45MR16Q/FL/LN	36/6	Card	1800	36°	Flood	CC2V	3050	2000	1.8	\$5.42	1.75"
50	GU7.9/8.0	04725	2	50MR16Q/FL/LN	36/6	Card	950	32°	Flood	CC2V	3050	2000	1.8	\$6.02	1.75"
	GU10	04449		50MR16Q/GU10/FL	100/10	Box	1800	36°	Flood	CC2V	3050	1500	1.3	\$6.02	2"
	GU10	04740	2,6	50MR16Q/GU10/FL/LN	36/6	Card	950	32°	Flood	CC2V	3050	1500	1.3	\$6.02	2"
	GU10	03529	3,6	50MR16Q/GU10/F/FL/LN	36/6	Card	900	36°	Flood	CC2V	3050	2000	1.8	\$6.02	2"
	GU10	04789	1,3	50MR16Q/GU10/F/FL/LN 3CD	12/6	Card(3)	425	36°	Flood	CC2V	2800	2000	1.8	\$6.02	2"
GU10	04730	1,2	50MR16Q/GU10/FL/LN 3CD	12/6	Card(3)	950	32°	Flood	CC2V	3050	2000	1.8	\$6.02	2"	
GU10	06211	2,7	50MR16X/FL/GU10/LN 2CD	36/6	Card(2)	1100	30°	Flood	CC2V	3050	3500	3.1	\$6.02	2"	

JDR, 120 VOLT (LINE VOLTAGE)

Energy Used (Watts)	Lamp Base	Item No.	Footnotes	Domestic Code	Master Carton/ Inner Pack	Pack Type	Candle Power	Beam Spread	Beam Type	Filament Type	Light Appearance (Kelvin)	Avg. Rated Hours	Life in Years*	Est. Yearly Energy Cost**	MOL
50	Med.	04753	2	50JDR16Q/FL/LN	36/6	Card	1000	36°	Flood	CC8	2800	2000	1.8	\$6.02	3"
75	Inter.	04760	2	75JDR16Q/IN/NFL/LN	36/6	Card	1350	20°	Narrow Flood	CC8	2900	1500	1.3	\$9.03	2.75"
	Med.	04731	2	75JDR16Q/NFL/LN	36/6	Card	1350	20°	Narrow Flood	CC8	2900	1500	1.3	\$9.03	2.75"

* Based on 3 hrs./day ** Based on 3 hrs./day 11¢/kWh — Cost depends on rates and use.

Footnotes

- 1 New Item
- 2 Clear Lens
- 3 Frost Lens

- 4 Eco-Halogen Energy-Saving Technology
- 5 Rough Service
- 6 Canadian Standards Association

- 7 Krypton(K) / Xenon(X)
- 8 Long Neck



JC CLEAR
G4 BASE



JC FROST
G4 BASE



JC CLEAR
GY6.35 BASE



JC FROST
GY6.35 BASE


JC (LOW VOLTAGE)

Energy Used (Watts)	Lamp Base	Item No.	Footnotes	Domestic Code	Volts	Master Carton/Inner Pack	Pack Type	Finish	Filament Type	Light Appearance (Kelvin)	Brightness (Lumens)	Avg. Rated Hours	Life in Years*	Est. Yearly Energy Cost**	MOL
T3															
5	G4	04510		5T3	12	100/10	Box	Clear	C6	2800	60	2000	1.8	\$0.60	1.19"
	G4	06240		5T3	12	36/6	Card	Clear	C8	2800	60	2000	1.8	\$0.60	1.19"
10	G4	04442		10T3	12	100/10	Box	Clear	C6	2900	130	2000	1.8	\$1.20	1.19"
	G4	04742		10T3	12	36/6	Card	Clear	C8	2900	120	2000	1.8	\$1.20	1.19"
	G4	06308	1	10T3 4CD	12	36/6	Card(4)	Clear	C6	2900	100	2000	1.8	\$1.20	1.19"
	G4	06216	7	10T3X 2CD	12	36/6	Card(2)	Clear	C6	2900	100	5000	4.5	\$1.20	1.19"
15	G4	04982	1	15T3/6V	6	36/6	Card	Clear	C6	2900	180	2000	1.8	\$1.81	1.27"
20	G4	04436		20T3	12	100/10	Box	Clear	C6	2950	300	2000	1.8	\$2.41	1.19"
	G4	04736		20T3	12	36/6	Card	Clear	C8	2950	300	2000	1.8	\$2.41	1.19"
	G4	04734		20T3/F	12	36/6	Card	Frost	C8	2950	290	2000	1.8	\$2.41	1.19"
	G4	06209	7	20T3X 2CD	12	36/6	Card(2)	Clear	C6	2900	300	10000	9.1	\$2.41	1.19"
	GY6.35	04444		20T3Q	12	100/10	Box	Clear	C6	2950	300	2000	1.8	\$2.41	1.63"
35	G4	06218	1,7	35T3X/12V 2CD	12	36/6	Card(2)	Clear	C6	2900	550	10000	9.1	\$4.22	1.19"
	GY6.35	04445		35T3Q	12	100/10	Box	Clear	C6	3050	595	2000	1.8	\$4.22	1.63"
50	GY6.35	04438		50T3Q	12	100/10	Box	Clear	C6	3050	900	2000	1.8	\$6.02	1.63"
	GY6.35	04427		50T3Q/24V	24	100/10	Box	Clear	CC6	3050	800	2000	1.8	\$6.02	1.63"
T4															
20	GY6.35	04743		20T4Q	12	36/6	Card	Clear	C6	2950	300	2000	1.8	\$2.41	1.63"
35	GY6.35	04745		35T4Q	12	36/6	Card	Clear	C6	3000	600	2000	1.8	\$4.22	1.63"
50	GY6.35	04738		50T4Q	12	36/6	Card	Clear	C6	3050	900	2000	1.8	\$6.02	1.63"
	GY6.35	04735		50T4Q/F	12	36/6	Card	Frost	C6	3050	870	2000	1.8	\$6.02	1.63"
75	GY6.35	04739		75T4Q	12	36/6	Card	Clear	C6	3050	1350	2000	1.8	\$9.03	1.63"
100	GY6.35	04729		100T4Q	12	36/6	Card	Clear	C6	3050	2100	2000	1.8	\$12.05	1.63"

* Based on 3 hrs./day ** Based on 3 hrs./day 11¢/kWh — Cost depends on rates and use.

Footnotes

- 1 New Item
- 2 Clear Lens
- 3 Frost Lens

- 4 Eco-Halogen Energy-Saving Technology
- 5 Rough Service
- 6 Canadian Standards Association 

- 7 Krypton(K) / Xenon(X)
- 8 Long Neck



JCD

Energy Used (Watts)	Lamp Base	Item No.	Footnotes	Domestic Code	Volts	Master Carton/ Inner Pack	Pack Type	Finish	Filament Type	Light Appearance (Kelvin)	Brightness (Lumens)	Avg. Rated Hours	Life in Years*	Est. Yearly Energy Cost**	MOL
20	GY7.9/8.0	04710		20T4Q/GY8/120	120	36/6	Card	Clear	CC2V	2700	200	1500	1.3	\$2.41	1.69"
	G8	06210	7	20T4X/G8/120 2CD	120	36/6	Card	Clear	CC2V-H	2700	175	5000	4.5	\$2.41	1.38"
25	GY6.35	04715		25T4Q/120	120	36/6	Card	Clear	CC8	2850	255	1500	1.3	\$3.01	1.81"
	GY7.9/8.0	04721		25T4Q/GY8/120	120	36/6	Card	Clear	CC2V	2850	255	1500	1.3	\$3.01	1.69"
35	GY6.35	04031		35T4Q/120	120	36/6	Card	Clear	CC2V	2900	380	1500	1.3	\$4.22	1.81"
	GY6.35	04431		35T4Q/120	120	100/10	Box	Clear	CC2V	2900	420	1500	1.3	\$4.22	1.81"
	GY7.9/8.0	04722		35T4Q/GY8/120	120	36/6	Card	Clear	CC8	2900	380	1500	1.3	\$4.22	1.69"
	GY8.6	04712		35T4Q/GY86/120	120	36/6	Card	Clear	CC8	2900	380	1500	1.3	\$4.22	2.25"
50	GY6.35	04417		50T4Q/120	120	100/10	Box	Clear	CC2V	2900	800	1500	1.3	\$6.02	1.81"
	GY6.35	04717		50T4Q/120	120	36/6	Card	Clear	CC2V	2900	600	1500	1.3	\$6.02	1.81"
	G8	04889		50T4Q/G8/120	120	36/6	Card	Clear	CC8	2900	600	1500	1.3	\$6.02	2.25"
	GY8.6	04726	1	50T4Q/GY86/120	120	36/6	Card	Clear	CC8	2900	600	2000	1.8	\$6.02	2.25"
75	GY6.35	04718		75T4Q/120	120	36/6	Card	Clear	CC8	2900	1050	1500	1.3	\$9.03	2.25"
	GY8.6	04714		75T4Q/GY86/120	120	36/6	Card	Clear	CC8	2900	1050	1500	1.3	\$9.03	2.25"
	GY7.9/8.0	04764		75T4Q/GY8/130	130	36/6	Card	Clear	CC8	2800	975	2000	1.8	\$9.03	2.25"
100	GY6.35	04719		100T4Q/120	120	36/6	Card	Clear	CC8	2900	1500	1500	1.3	\$12.05	2.25"
	GY7.9/8.0	04772	1	100T4Q/GY8/120	120	36/6	Card	Clear	CC8	2850	1500	2000	1.8	\$12.05	2.25"
	GY8.6	04713		100T4Q/GY86/120	120	36/6	Card	Clear	CC8	2900	1500	1500	1.3	\$12.05	2.25"
	GY7.9/8.0	04770		100T4Q/GY8/130	130	36/6	Card	Clear	CC8	2850	1400	2000	1.8	\$12.05	2.25"

G9, 120 VOLT (LINE VOLTAGE)

Energy Used (Watts)	Lamp Base	Item No.	Footnotes	Domestic Code	Volts	Master Carton/ Inner Pack	Pack Type	Finish	Filament Type	Light Appearance (Kelvin)	Brightness (Lumens)	Avg. Rated Hours	Life in Years*	Est. Yearly Energy Cost**	MOL
25	G9	04870		25T4Q/G9/120	120	36/6	Card	Clear	CC2V	2800	255	2000	1.8	\$3.01	1.69"
35	G9	04872	1	35T4Q/G9/120	120	36/6	Card	Clear	CC2V	2800	400	2000	1.8	\$4.22	1.69"
40	G9	04901		40T4Q/G9/120	120	100/10	Box	Clear	CC2V	2800	480	2000	1.8	\$4.82	1.69"
	G9	04871		40T4Q/G9/120	120	36/6	Card	Clear	CC2V	2800	480	2000	1.8	\$4.82	1.69"
40	G9	04873	1	40T4Q/G9/120 3CD	120	36/6	Card(3)	Clear	CC2V	2800	480	2000	1.8	\$4.82	1.69"
	G9	04703		40T4Q/G9/F/120	120	100/10	Box	Frost	CC2V	2800	440	2000	1.8	\$4.82	1.69"
	G9	04855		40T4Q/G9/F/120	120	36/6	Card	Frost	CC2V	2800	460	2000	1.8	\$4.82	1.69"
60	G9	04879		60T4Q/G9/120	120	36/6	Card	Clear	CC2V	2800	800	2000	1.8	\$7.23	1.69"

* Based on 3 hrs./day ** Based on 3 hrs./day 11¢/kWh — Cost depends on rates and use.

Footnotes

- 1 New Item
- 2 Clear Lens
- 3 Frost Lens
- 4 Eco-Halogen Energy-Saving Technology
- 5 Rough Service
- 6 Canadian Standards Association

- 7 Krypton(K) / Xenon(X)
- 8 Long Neck



DOUBLE-ENDED SHORT
RSC BASE



DOUBLE-ENDED LONG
RSC BASE



DOUBLE-ENDED LONG
METAL FIN BASE

DOUBLE-ENDED, SHORT

Energy Used (Watts)	Lamp Base	Item No.	Footnotes	Domestic Code	Volts	Master Carton/Inner Pack	Pack Type	Finish	Filament Type	Light Appearance (Kelvin)	Brightness (Lumens)	Avg. Rated Hours	Life in Years*	Est. Yearly Energy Cost**	MOL
75	RSC	04779		75T3Q	120	36/6	Card	Clear	CC2V	2800	1050	1500	1.3	\$9.03	3.06"
100	RSC	04477		100T3Q	120	100/10	Box	Clear	C8	2900	1300	1500	1.3	\$12.05	3.06"
	RSC	04777		100T3Q	120	36/6	Card	Clear	CC8	2900	1650	1500	1.3	\$12.05	3.06"
	RSC	04971	1	100T3Q 2CD	120	36/6	Card(2)	Clear	CC8	2800	1650	2000	1.8	\$12.05	3.06"
150	RSC	04474		150T3Q	120	100/10	Box	Clear	C8	3000	2400	1500	1.3	\$18.07	3.06"
	RSC	04774		150T3Q	120	36/6	Card	Clear	CC8	3000	2600	2000	1.8	\$18.07	3.06"
	RSC	04974		150T3Q 2CD	120	36/6	Card(2)	Clear	CC8	3000	2600	2000	1.8	\$18.07	3.06"
	RSC	04783	5	150T3Q/RS/130	130	36/6	Card	Clear	CC8	3000	2600	1500	1.3	\$18.07	3.06"
200	RSC	04972	1	200T3Q	120	36/6	Card	Clear	CC8	2900	3200	2000	1.8	\$24.09	3.06"
250	RSC	04759		250T3Q	120	36/6	Card	Clear	CC8	3050	4000	1500	1.3	\$30.11	3.06"
300	RSC	04775		300T3Q	120	36/6	Card	Clear	CC2V	3050	5000	1500	1.3	\$36.14	3.06"

DOUBLE-ENDED, LONG

Energy Used (Watts)	Lamp Base	Item No.	Footnotes	Domestic Code	Volts	Master Carton/Inner Pack	Pack Type	Finish	Filament Type	Light Appearance (Kelvin)	Brightness (Lumens)	Avg. Rated Hours	Life in Years*	Est. Yearly Energy Cost**	MOL
100	RSC	04865		100T3Q	120	100/10	Box	Clear	C8	2900	1200	1500	1.3	\$12.05	4.69"
	RSC	06242		100T3Q	120	36/6	Card	Clear	CC2V	2800	1450	1500	1.3	\$12.05	4.69"
	RSC	04975	1	100T3Q 2CD	120	36/6	Card(2)	Clear	CC8	2900	1450	2000	1.8	\$12.05	4.69"
150	RSC	04473		150T3Q	120	100/10	Box	Clear	CC2V	2900	2400	1500	1.3	\$18.07	4.69"
	RSC	04773		150T3Q	120	36/6	Card	Clear	CC2V	2950	2600	2000	1.8	\$18.07	4.69"
	RSC	04973		150T3Q 2CD	120	36/6	Card(2)	Clear	CC2V	2950	2600	2000	1.8	\$18.07	4.69"
	RSC	04784	5	150T3Q/RS/130	130	36/6	Card	Clear	C8	2950	2400	1500	1.3	\$18.07	4.69"
300	RSC	04476		300T3Q	120	100/10	Box	Clear	C8	3000	5950	1500	1.3	\$36.14	4.69"
	RSC	04776		300T3Q	120	36/6	Card	Clear	C8	3000	5000	2000	1.8	\$36.14	4.69"
	RSC	04976		300T3Q 2CD	120	36/6	Card(2)	Clear	C8	3000	5000	2000	1.8	\$36.14	4.69"
	RSC	04828		300T3Q/130	130	100/10	Box	Clear	C8	3000	5950	1500	1.3	\$36.14	4.69"
	RSC	04786	5	300T3Q/RS/130	130	36/6	Card	Clear	C8	3000	5000	1500	1.3	\$36.14	4.69"
	RSC	04977	1,5	300T3Q/RS/130	130	36/6	Card	Clear	C8	3000	5000	2000	1.8	\$36.14	4.69"
	RSC	04979	1,5	300T3Q/RS/130 2CD	130	36/6	Card(2)	Clear	C8	2900	4000	4000	3.6	\$36.14	4.69"
	Metal Fin	04724		300T3Q/F14	120	36/6	Card	Clear	C8	3000	5000	1500	1.3	\$36.14	5.69"
500	RSC	04478		500T3Q	120	100/10	Box	Clear	C8	3050	10500	1500	1.3	\$60.23	4.69"
	RSC	04778		500T3Q	120	36/6	Card	Clear	C8	3050	9500	2000	1.8	\$60.23	4.69"
	RSC	04978		500T3Q 2CD	120	36/6	Card(2)	Clear	C8	3050	9500	2000	1.8	\$60.23	4.69"
	RSC	04829		500T3Q/130	130	100/10	Box	Clear	C8	3050	10500	1500	1.3	\$60.23	4.69"
	RSC	04788	5	500T3Q/RS/130	130	36/6	Card	Clear	C8	3050	9500	1500	1.3	\$60.23	4.69"
	RSC	04980	1,5	500T3Q/RS/130	130	36/6	Card	Clear	C8	3050	9500	2000	1.8	\$60.23	4.69"
	RSC	04981	1,5	500T3Q/RS/130 2CD	130	36/6	Card(2)	Clear	C8	2900	8000	4000	3.6	\$60.23	4.69"
1500	RSC	04480		1500T3Q/240	240	100/10	Box	Clear	C8	3100	33000	1500	1.3	\$180.68	10.06"

* Based on 3 hrs./day ** Based on 3 hrs./day 11¢/kWh — Cost depends on rates and use.

Footnotes

- 1 New Item
- 2 Clear Lens
- 3 Frost Lens

- 4 Eco-Halogen Energy-Saving Technology
- 5 Rough Service
- 6 Canadian Standards Association

- 7 Krypton(K) / Xenon(X)
- 8 Long Neck



SINGLE-ENDED, D.C. BAYONET & E11 BASE

Energy Used (Watts)	Lamp Base	Item No.	Footnotes	Domestic Code	Volts	Master Carton/Inner Pack	Pack Type	Finish	Filament Type	Light Appearance (Kelvin)	Brightness (Lumens)	Avg. Rated Hours	Life in Years*	Est. Yearly Energy Cost**	MOL
D.C. BAYONET BASE															
35	D.C. Bay.	04412		35Q/DC	120	36/6	Card	Clear	CC2V	2900	380	1500	1.3	\$4.22	1.88"
50	D.C. Bay.	04835		50Q/DC	120	36/6	Card	Clear	CC2V	2900	600	1500	1.3	\$6.02	1.88"
	D.C. Bay.	04836		50Q/DC	120	100/10	Box	Clear	CC2V	2900	600	1500	1.3	\$6.02	1.88"
75	D.C. Bay.	06246		75Q/DC	120	36/6	Card	Clear	CC8	2800	975	2000	1.8	\$9.03	2.38"
	D.C. Bay.	04837		75Q/DC	120	100/10	Box	Clear	CC2V	2900	975	1500	1.3	\$9.03	2.38"
100	D.C. Bay.	04746		100Q/DC	120	36/6	Card	Clear	CC8	2950	1500	1500	1.3	\$12.05	2.38"
	D.C. Bay.	04846		100Q/DC	120	100/10	Box	Clear	CC8	2950	1400	1500	1.3	\$12.05	2.38"
150	D.C. Bay.	04847		150Q/DC	120	100/10	Box	Clear	CC8	3000	2250	1500	1.3	\$18.07	2.38"
E11															
50	E11	04423		50T4Q/E11	120	100/10	Box	Clear	CC2V	2900	600	1300	1.1	\$6.02	2.25"
	E11	04723		50T4Q/E11	120	36/6	Card	Clear	CC2V	2900	600	1300	1.1	\$6.02	2.25"
75	E11	04416		75T4Q/E11	120	100/10	Box	Clear	CC8	2900	1450	1300	1.1	\$9.03	2.5"
	E11	04716		75T4Q/E11	120	36/6	Card	Clear	CC8	2900	1050	1450	1.3	\$9.03	2.5"
	E11	04706		75T4Q/F/E11	120	36/6	Card	Frost	CC8	2900	1050	1300	1.1	\$9.03	2.5"
100	E11	04983	1	100T4Q/E11/12V	12	36/6	Card	Clear	C8	2900	1200	2000	1.8	\$12.05	2.69"
	E11	04467		100T4Q/E11	120	100/10	Box	Clear	CC8	2950	1900	1300	1.1	\$12.05	2.69"
	E11	04767		100T4Q/E11	120	36/6	Card	Clear	CC8	2950	1500	1300	1.1	\$12.05	2.69"
150	E11	04468		150T4Q/E11	120	100/10	Box	Clear	CC8	3000	3300	1300	1.1	\$18.07	2.69"
	E11	04768		150T4Q/E11	120	36/6	Card	Clear	CC8	3000	2500	1300	1.1	\$18.07	2.69"
250	E11	04469		250T4Q/E11	120	100/10	Box	Clear	CC8	3050	4000	1300	1.1	\$30.11	2.69"
	E11	04769		250T4Q/E11	120	36/6	Card	Clear	CC8	3050	4250	1300	1.1	\$30.11	2.69"
500	E11	04470		500T4Q/E11	120	100/10	Box	Clear	CC8	3100	9000	2000	1.8	\$60.23	3.5"
	E11	04762	1	500T4Q/E11	120	36/6	Card	Clear	CC8	3000	9000	2000	1.8	\$60.23	3.5"

SINGLE-ENDED XENON / KRYPTON

Energy Used (Watts)	Lamp Base	Item No.	Footnotes	Domestic Code	Volts	Master Carton/Inner Pack	Pack Type	Finish	Filament Type	Avg. Rated Hours	Brightness (Lumens)	Life in Years*	Est. Yearly Energy Cost**	MOL
20	E11	06256	7	20T3/KX/E11	120	100/10	Box	Clear	CC8	2000	200	1.8	\$2.41	2.5"
	Cand.	06250	7	20T3/KX/E12	120	100/10	Box	Clear	CC8	2000	200	1.8	\$2.41	2.5"
	Cand.	06253	7	20T3/KX/F/E12	120	100/10	Box	Frost	CC8	2000	190	1.8	\$2.41	2.5"
40	E11	06257	7	40T3/KX/E11	120	100/10	Box	Clear	CC8	2000	560	1.8	\$4.82	2.5"
	E11	06243	7	40T3/KX/E11	120	36/6	Card	Clear	CC8	2000	560	1.8	\$4.82	2.5"
	Cand.	06251	7	40T3/KX/E12	120	100/10	Box	Clear	CC8	2000	560	1.8	\$4.82	2.5"
	Cand.	06244	7	40T3/KX/E12	120	36/6	Card	Clear	CC8	2000	560	1.8	\$4.82	2.5"
	Cand.	06254	7	40T3/KX/F/E12	120	100/10	Box	Frost	CC8	2000	540	1.8	\$4.82	2.5"
60	E11	06258	7	60T3/KX/E11	120	100/10	Box	Clear	CC8	2000	960	1.8	\$7.23	2.5"
	Cand.	06252	7	60T3/KX/E12	120	100/10	Box	Clear	CC8	2000	960	1.8	\$7.23	2.5"
	Cand.	06245	7	60T3/KX/E12	120	36/6	Card	Clear	CC8	2000	960	1.8	\$7.23	2.5"
	Cand.	06255	7	60T3/KX/F/E12	120	100/10	Box	Frost	CC8	2000	950	1.8	\$7.23	2.5"

* Based on 3 hrs./day ** Based on 3 hrs./day 11¢/kWh — Cost depends on rates and use.

Footnotes

- 1 New Item
- 2 Clear Lens
- 3 Frost Lens
- 4 Eco-Halogen Energy-Saving Technology
- 5 Rough Service
- 6 Canadian Standards Association

- 7 Krypton(K) / Xenon(X)
- 8 Long Neck




REFLECTORS

Energy Used (Watts)	Lamp Base	Item No.	Footnotes	Domestic Code	Volts	Master Carton/Inner Pack	Pack Type	Finish	Beam Type	Filament Type	Light Appearance (Kelvin)	Brightness (Lumens)	Avg. Rated Hours	Life in Years*	Est. Yearly Energy Cost**	MOL
R16																
40	Med.	36809		40R16/H/FL	120	36/6	Hanging Box	Frost	Flood	CC8	3000	450	2500	2.2	\$4.82	3.5"
R20																
35	Med.	36802	4	35R20/H/FL/ECO	120	36/6	Box	Frost	Flood	CC8	2800	380	2500	2.2	\$4.22	3.82"
45	Med.	36860	1,4	45R20/H/FL/ECO	120	36/6	Box	Frost	Flood	CC8	3000	500	2000	1.8	\$5.42	3.82"
BR25																
55	Med.	36861	1,4	55BR25/H/FL/ECO	120	36/6	Box	Frost	Flood	CC8	3000	960	1000	0.9	\$6.62	4.72"
BR30																
50	Med.	36803	4	50BR30/H/FL/ECO	120	36/6	Box	Frost	Flood	CC8	2800	590	2500	2.2	\$6.02	5.24"
65	Med.	36862	1,4	65BR30/H/FL/ECO	120	36/6	Box	Frost	Flood	CC8	3000	820	2000	1.8	\$7.83	5.24"
BR40																
50	Med.	36804	4	50BR40/H/FL/ECO	120	6	Box	Frost	Flood	CC8	2800	590	2500	2.2	\$6.02	6.42"
65	Med.	36864	1,4	65BR40/H/FL/ECO	120	6	Box	Frost	Flood	CC8	3000	820	2000	1.8	\$7.83	6.42"
PAR16																
40	Med.	05401		40PAR16/H/FL	120	24/6	Box	30°	Flood	CC8	2950	400	2000	1.8	\$4.82	3.13"
60	Med.	05402		60PAR16/H/FL	120	24/6	Box	30°	Flood	CC8	2950	660	2000	1.8	\$7.23	3.13"
	Med.	05410		60PAR16/H/FL 2PK	120	6	Box(2)	30°	Flood	CC8	2950	660	2000	1.8	\$7.23	3.13"
	Med.	36980		60PAR16/H/FL/130	130	24/6	Box	30°	Flood	CC8	2950	660	2000	1.8	\$7.23	3.13"
75	Med.	05407		75PAR16/H/FL	120	24/6	Box	30°	Flood	CC8	2950	900	2000	1.8	\$9.03	3.13"
PAR20																
35	Med.	05419		35PAR20/H/FL	120	24/6	Box	30°	Flood	CC8	2700	380	2000	1.8	\$4.22	3.13"
38	Med.	36849	1,4	38PAR20/H/FL/ECO	120	24/6	Box	30°	Flood	CC8	2800	500	1000	0.9	\$4.58	3.23"
	Med.	36856	1,4	38PAR20/H/FL/ECO 2PK	120	6	Box(2)	30°	Flood	CC8	2800	500	1000	0.9	\$4.58	3.23"
	Med.	36850	1,4	38PAR20/H/FL/ECO/PLUS	120	24/6	Box	30°	Flood	CC8	2750	500	2000	1.8	\$4.58	3.23"
	Med.	36851	1,4	38PAR20/H/FL/ECO/PLUS 2PK	120	6	Box(2)	30°	Flood	CC8	2750	500	2000	1.8	\$4.58	3.23"

* Based on 3 hrs./day ** Based on 3 hrs./day 11¢/kWh — Cost depends on rates and use.

Footnotes

- 1 New Item
- 2 Clear Lens
- 3 Frost Lens

- 4 Eco-Halogen Energy-Saving Technology
- 5 Rough Service
- 6 Canadian Standards Association 

- 7 Krypton(K) / Xenon(X)
- 8 Long Neck



REFLECTORS

Energy Used (Watts)	Lamp Base	Item No.	Footnotes	Domestic Code	Volts	Master Carton/Inner Pack	Pack Type	Beam Spread	Beam Type	Filament Type	Light Appearance (Kelvin)	Brightness (Lumens)	Avg. Rated Hours	Life in Years*	Est. Yearly Energy Cost**	MOL
PAR30																
38	Med.	36848	1,4	38PAR30/H/FL/ECO	120	24/6	Box	30°	Flood	CC8	2800	530	1000	0.9	\$4.58	3.54"
	Med.	36844	1,4,8	38PAR30/H/FL/LN/ECO	120	24/6	Box	30°	Flood	CC8	2800	520	1000	0.9	\$4.58	4.61"
	Med.	36847	1,4	38PAR30/H/FL/ECO/PLUS	120	24/6	Box	30°	Flood	CC8	2750	530	2000	1.8	\$4.58	3.54"
	Med.	36843	1,4,8	38PAR30/H/FL/LN/ECO/PLUS	120	24/6	Box	30°	Flood	CC8	2750	520	2000	1.8	\$4.58	4.61"
60	Med.	36845	1,4	60PAR30/H/FL/ECO	120	24/6	Box	30°	Flood	CC8	2900	1070	1000	0.9	\$7.23	3.54"
	Med.	36841	1,4,8	60PAR30/H/FL/LN/ECO	120	24/6	Box	30°	Flood	CC8	2900	1070	1000	0.9	\$7.23	4.61"
	Med.	36857	1,4	60PAR30/H/FL/LN/ECO 2PK	120	6	Box(2)	30°	Flood	CC8	2900	1070	1000	0.9	\$7.23	4.61"
	Med.	36846	1,4	60PAR30/H/FL/ECO/PLUS	120	24/6	Box	30°	Flood	CC8	2850	1070	2000	1.8	\$7.23	3.54"
	Med.	36842	1,4,8	60PAR30/H/FL/LN/ECO/PLUS	120	24/6	Box	30°	Flood	CC8	2850	1070	2000	1.8	\$7.23	4.61"
	Med.	36854	1,4,8	60PAR30/H/FL/LN/ECO/PLUS 2PK	120	6	Box(2)	30°	Flood	CC8	2850	1070	2000	1.8	\$7.23	4.61"
PAR36																
11	Terminal & Spade Conn.	06309	1	11PAR36/12V	12	36/6	Card	10°	Flood	C6	2750	120	1000	0.9	\$1.32	2.38"
36	Terminal & Spade Conn.	06310	1	36PAR36/12V	12	36/6	Card	10°	Flood	C6	2800	400	1000	0.9	\$4.34	2.38"
PAR38																
38	Med.	36840	1,4	38PAR38/H/FL/ECO	120	12/6	Box	30°	Flood	CC8	2800	550	1000	0.9	\$4.58	5.35"
	Med.	36858	1,4	38PAR38/H/FL/ECO 2PK	120	6	Box(2)	30°	Flood	CC8	2800	550	1000	0.9	\$4.58	5.35"
	Med.	36852	1,4	38PAR38/H/FL/ECO/PLUS	120	12/6	Box	30°	Flood	CC8	2750	550	2000	1.8	\$4.58	5.35"
	Med.	36853	1,4	38PAR38/H/FL/ECO/PLUS 2PK	120	6	Box(2)	30°	Flood	CC8	2750	550	2000	1.8	\$4.58	5.35"
60	Med.	36838	1,4	60PAR38/H/FL/ECO	120	12/6	Box	30°	Flood	CC8	2900	1070	1000	0.9	\$7.23	5.35"
	Med.	36839	1,4	60PAR38/H/FL/ECO/PLUS	120	12/6	Box	30°	Flood	CC8	2850	1100	2000	1.8	\$7.23	5.35"
70	Med.	36836	1,4	70PAR38/H/FL/ECO	120	12/6	Box	45°	Flood	CC8	3000	1310	1000	0.9	\$8.43	5.35"
	Med.	36859	1,4	70PAR38/H/FL/ECO 2PK	120	6	Box(2)	30°	Flood	CC8	3000	1310	1000	0.9	\$8.43	5.35"
	Med.	36837	1,4	70PAR38/H/FL/ECO/PLUS	120	12/6	Box	30°	Flood	CC8	2950	1310	2000	1.8	\$8.43	5.35"
	Med.	36855	1,4	70PAR38/H/FL/ECO/PLUS 2PK	120	6	Box(2)	30°	Flood	CC8	2950	1310	2000	1.8	\$8.43	5.35"

* Based on 3 hrs./day ** Based on 3 hrs./day 11¢/kWh — Cost depends on rates and use.

Footnotes

- 1 New Item
- 2 Clear Lens
- 3 Frost Lens
- 4 Eco-Halogen Energy-Saving Technology
- 5 Rough Service
- 6 Canadian Standards Association

- 7 Krypton(K) / Xenon(X)
- 8 Long Neck



A19 CLEAR
ECO-HALOGEN



A19 SOFT WHITE
ECO-HALOGEN



F15
CLEAR



B11
CLEAR



SL19
CUT GLASS



G25
CUT GLASS



T10
CLEAR



BT15
CLEAR



BT15
SOFT WHITE

ECO-HALOGEN A SHAPE

Energy Used (Watts)	Lamp Base	Item No.	Footnotes	Domestic Code	Volts	Master Carton/Inner Pack	Pack Type	Finish	Filament Type	Light Appearance (Kelvin)	Brightness (Lumens)	Avg. Rated Hours	Life in Years*	Est. Yearly Energy Cost**	MOL
29	Med.	36831	4	29A19/H/ECO 2PK	120	30/6	Box(2)	Clear	CC8	3000	450	1000	0.9	\$3.49	4.25"
	Med.	36830	4	29A19/H/SW/ECO 2PK	120	30/6	Box(2)	Soft White	CC8	3000	450	1000	0.9	\$3.49	4.25"
42	Med.	36832	4	42A19/H/ECO 2PK	120	30/6	Box(2)	Clear	CC8	3000	760	1000	0.9	\$5.06	4.25"
	Med.	36800	4	42A19/H/SW/ECO 2PK	120	30/6	Box(2)	Soft White	CC8	3000	760	1000	0.9	\$5.06	4.25"
53	Med.	36834	4	53A19/H/ECO 2PK	120	30/6	Box(2)	Clear	CC8	3000	1100	1000	0.9	\$6.38	4.25"
	Med.	36833	4	53A19/H/SW/ECO 2PK	120	30/6	Box(2)	Soft White	CC8	3000	1100	1000	0.9	\$6.38	4.25"
72	Med.	36835	4	72A19/H/ECO 2PK	120	30/6	Box(2)	Clear	CC8	3000	1600	1000	0.9	\$8.67	4.25"
	Med.	36801	4	72A19/H/SW/ECO 2PK	120	30/6	Box(2)	Soft White	CC8	3000	1600	1000	0.9	\$8.67	4.25"

SPECIALTY AND DECORATIVE

Energy Used (Watts)	Lamp Base	Item No.	Footnotes	Domestic Code	Volts	Master Carton/Inner Pack	Pack Type	Finish	Filament Type	Light Appearance (Kelvin)	Brightness (Lumens)	Avg. Rated Hours	Life in Years*	Est. Yearly Energy Cost**	MOL
F15															
43	Med.	05016	1,4	43F15/H/ECO	120	36/6	Card	Clear	CC8	2900	750	1000	0.9	\$5.18	4.8"
B11															
40	Cand.	04029		40B11/H/FAN/CB 2CD	120	60/10	Card(2)	Clear	CC8	2800	460	2000	1.8	\$4.82	3.75"
SL19															
43	Med.	05018	1,4	43SL19/H/CG/ECO	120	36/6	Box	Cut Glass	CC8	2900	750	1000	0.9	\$5.18	4.92"
G25															
40	Med.	05017	1,4	40G25/H/CG/ECO	120	36/6	Box	Cut Glass	CC8	2850	520	2000	1.8	\$4.82	4.65"
T10															
40	Med.	04834		40T10/H	120	24/4	Card	Clear	CC8	2700	520	2250	2	\$4.82	5.25"
BT15															
43	Med.	05013	1,4	43BT15/H/ECO	120	36/6	Card	Clear	CC8	2900	750	1000	0.9	\$5.18	4.13"
	Med.	05012	1,4	43BT15/H/SW/ECO	120	36/6	Card	Soft White	CC8	2900	750	1000	0.9	\$5.18	4.13"


* Based on 3 hrs./day ** Based on 3 hrs./day 11¢/kWh — Cost depends on rates and use.

Footnotes

- 1 New Item
- 2 Clear Lens
- 3 Frost Lens

- 4 Eco-Halogen Energy-Saving Technology
- 5 Rough Service
- 6 Canadian Standards Association

- 7 Krypton(K) / Xenon(X)
- 8 Long Neck



XENON (MINI REFLECTOR)

Energy Used (Watts)	Lamp Base	Item No.	Footnotes	Domestic Code	Master Carton/Inner Pack	Pack Type	Candle Power	Beam Spread	Beam Type	Filament Type	Light Appearance (Kelvin)	Avg. Rated Hours	ANSI Code	Life in Years*	Est. Yearly Energy Cost**	MOL
MR11																
20	GU4	06214	2,7	20MR11X/FL/LN 2CD	36/6	Card(2)	700	30°	Flood	C8	2900	10000	FTD	9.1	\$2.41	1.38"
MR16																
20	GU5.3	06212	2,7	20MR16X/FL/LN 2CD	36/6	Card(2)	700	32°	Flood	C8	2950	10000	BAB	9.1	\$2.41	1.81"
50	GU5.3	06213	2,7	50MR16X/FL/LN 2CD	36/6	Card(2)	1500	32°	Flood	C8	3050	10000	EXN	9.1	\$6.02	1.81"
	GU10	06211	2,7	50MR16X/FL/GU10/LN 2CD	36/6	Card(2)	1100	30°	Flood	CC2V	3050	3500	-	3.1	\$6.02	2"

XENON (SINGLE-ENDED)

Energy Used (Watts)	Lamp Base	Item No.	Footnotes	Domestic Code	Volts	Master Carton/Inner Pack	Pack Type	Finish	Filament Type	Light Appearance (Kelvin)	Brightness (Lumens)	Avg. Rated Hours	Life in Years*	Est. Yearly Energy Cost**	MOL
10	G4	06216	7	10T3X/12V 2CD	12	36/6	Card(2)	Clear	C6	2900	100	5000	4.5	\$1.20	1.19"
20	G4	06209	7	20T3X/12V 2CD	12	36/6	Card(2)	Clear	C6	2900	300	10000	9.1	\$2.41	1.19"
	G8	06210	7	20T4X/G8/120 2CD	120	36/6	Card(2)	Clear	CC2V-H	2700	175	5000	4.5	\$2.41	1.38"
35	G4	06218	1,7	35T3X/12V 2CD	12	36/6	Card(2)	Clear	C6	2900	550	10000	9.1	\$4.22	1.19"

T3 XENON / KRYPTON

Energy Used (Watts)	Lamp Base	Item No.	Footnotes	Domestic Code	Volts	Master Carton/Inner Pack	Pack Type	Finish	Filament Type	Brightness (Lumens)	Avg. Rated Hours	Life in Years*	Est. Yearly Energy Cost**	MOL
20	E11	06256	7	20T3/KX/E11	120	100/10	Box	Clear	CC8	200	2000	1.8	\$2.41	2.5"
	Cand.	06250	7	20T3/KX/E12	120	100/10	Box	Clear	CC8	200	2000	1.8	\$2.41	2.5"
	Cand.	06253	7	20T3/KX/F/E12	120	100/10	Box	Frost	CC8	190	2000	1.8	\$2.41	2.5"
40	E11	06257	7	40T3/KX/E11	120	100/10	Box	Clear	CC8	560	2000	1.8	\$4.82	2.5"
	E11	06243	7	40T3/KX/E11	120	36/6	Card	Clear	CC8	560	2000	1.8	\$4.82	2.5"
	Cand.	06251	7	40T3/KX/E12	120	100/10	Box	Clear	CC8	560	2000	1.8	\$4.82	2.5"
	Cand.	06244	7	40T3/KX/E12	120	36/6	Card	Clear	CC8	560	2000	1.8	\$4.82	2.5"
	Cand.	06254	7	40T3/KX/F/E12	120	100/10	Box	Frost	CC8	540	2000	1.8	\$4.82	2.5"
60	E11	06258	7	60T3/KX/E11	120	100/10	Box	Clear	CC8	960	2000	1.8	\$7.23	2.5"
	Cand.	06252	7	60T3/KX/E12	120	100/10	Box	Clear	CC8	960	2000	1.8	\$7.23	2.5"
	Cand.	06245	7	60T3/KX/E12	120	36/6	Card	Clear	CC8	960	2000	1.8	\$7.23	2.5"
	Cand.	06255	7	60T3/KX/F/E12	120	100/10	Box	Frost	CC8	950	2000	1.8	\$7.23	2.5"

XENON (WEDGE)

Energy Used (Watts)	Lamp Base	Item No.	Footnotes	Domestic Code	Volts	Master Carton/Inner Pack	Pack Type	Finish	Filament Type	Brightness (Lumens)	Avg. Rated Hours	Life in Years*	Est. Yearly Energy Cost**	MOL	
T3 1/4															
5	Wedge	06204	7	5T31/4X/12V	12	100/10	Box	Clear	C2V	38	2800	2.5	\$0.60	1"	
	Wedge	0620450	1,7	5T31/4X/12V	12	50	Box	Clear	C2V	38	2800	2.5	\$0.60	1.06"	
	Wedge	06217	1,7	5T31/4X/12V	12	120/10	Card	Clear	C2V	26	3000	2.7	\$0.60	0.95"	
T5															
18	Wedge	06215	7	18T5X/12V	12	36/6	Card	Clear	C2R	210	1000	0.9	\$2.17	1.5"	

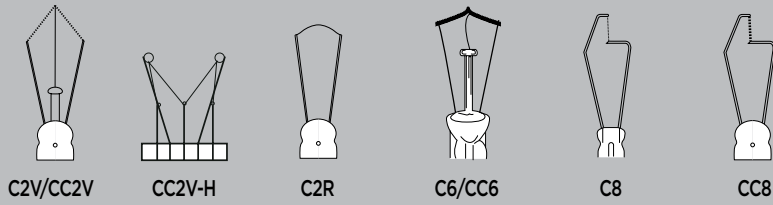
* Based on 3 hrs./day ** Based on 3 hrs./day 11¢/kWh — Cost depends on rates and use.

Footnotes

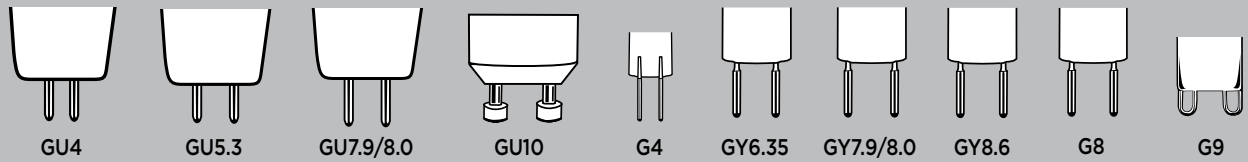

- 1 New Item
- 2 Clear Lens
- 3 Frost Lens
- 4 Eco-Halogen Energy-Saving Technology
- 5 Rough Service
- 6 Canadian Standards Association

- 7 Krypton(K) / Xenon(X)
- 8 Long Neck

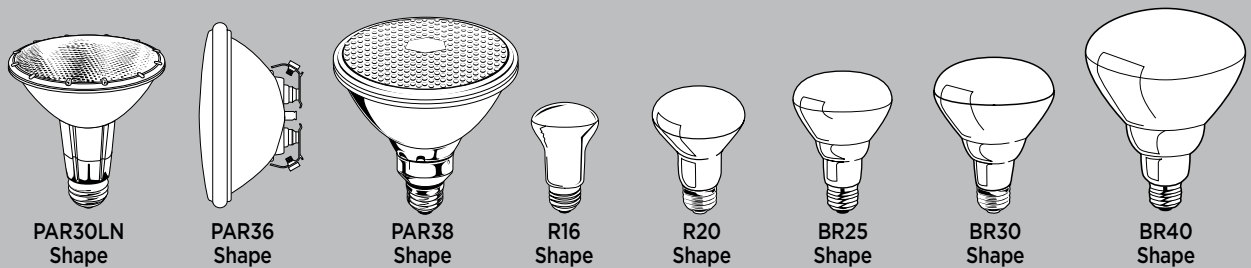
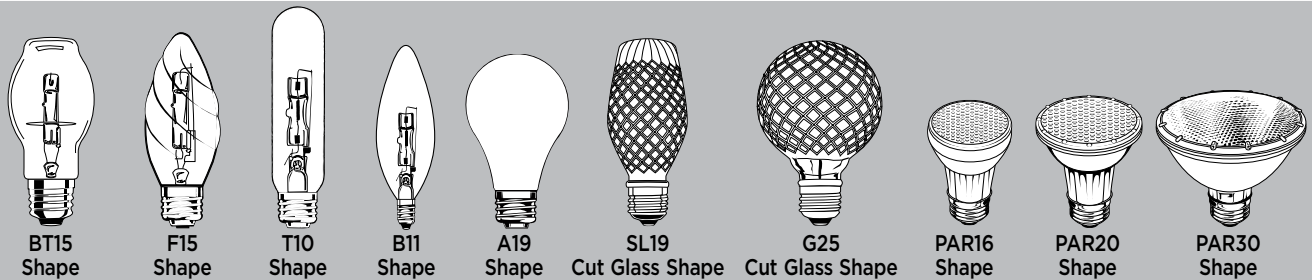
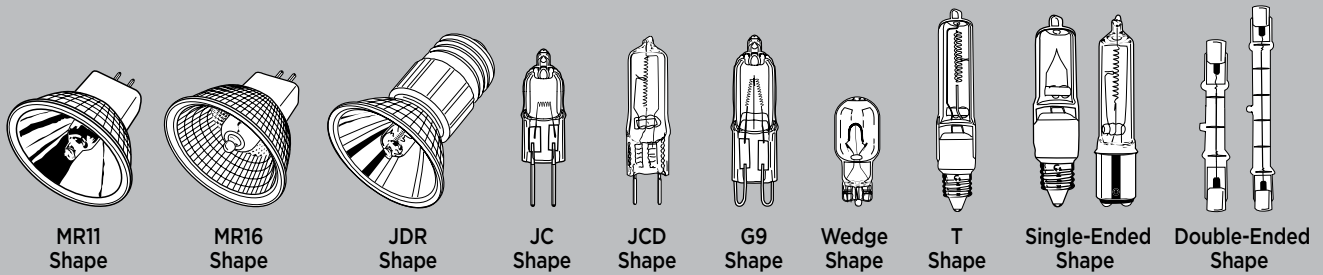
HALOGEN BASE TYPES



HALOGEN BASE TYPES



HALOGEN BASE SHAPES



130 VOLT COMPARISON CHART

130 Volt lamps will last longer when used on a 120 Volt line. However, the brightness (lumen output) of these 130 Volt lamps operating on a 120 Volt line will be significantly reduced, while energy consumption (watts) will be less.

A 130 Volt lamp is perfect for use in hard-to-reach places and for use in lights that are on for long periods of time. Westinghouse Lighting recommends that you check that there is enough brightness (lumen output) for your specific application or task.

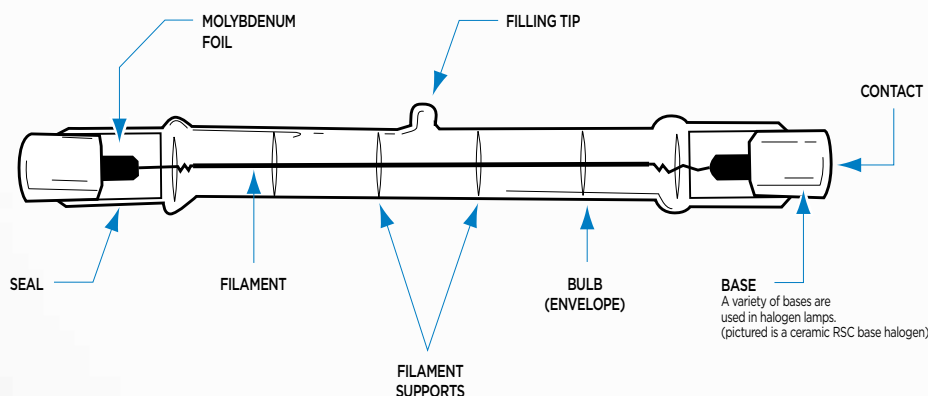
NOTE: Most electrical service is 120 Volts. By using 130 Volt lamps on a 120 Volt line, replacement and maintenance costs can be reduced due to longer life.

130V LAMP SPECIFICATIONS — OPERATING ON A 130V LINE

OPERATING ON A 120V LINE

Item No.	Energy Used (Watts)	Domestic Code	Master Carton/Inner Pack	Avg. Rated Hours	Brightness (Lumens)	Energy Used (Watts) @ 120V	Avg. Rated Hours @ 120V	Brightness (Lumens) @ 120V
04764	75	75T4Q/GY8/130	36/6	2000	975	66	5600	731
04770	100	100T4Q/GY8/130	36/6	2000	1400	88	5600	1050
04783	150	150T3Q/RS/130	36/6	1500	2600	132	4200	1950
04784	150	150T3Q/RS/130	36/6	1500	2400	132	4200	1800
04828	300	300T3Q/130	100/10	1500	5950	264	4200	4463
04786	300	300T3Q/RS/130	36/6	1500	5000	264	4200	3750
04977	300	300T3Q/RS/130	36/6	2000	5000	264	5600	3750
04979	300	300T3Q/RS/130 2CD	36/6	4000	4000	264	11200	3000
04829	500	500T3Q/130	100/10	1500	10500	440	4200	7875
04788	500	500T3Q/RS/130	36/6	1500	9500	440	4200	7125
04980	500	500T3Q/RS/130	36/6	2000	9500	440	5600	7125
04981	500	500T3Q/RS/130 2CD	36/6	4000	8000	440	11200	6000
05005	60	60SL19/H/CG/130	36/6	2000	825	53	5600	619
36980	60	60PAR16/H/FL/130	24/6	2000	660	53	5600	495

HALOGEN LAMP COMPONENTS



XENON LAMPS

Xenon lamps are incandescent lamps filled with Xenon and other gases. Xenon lamps in comparison to their standard incandescent and halogen lamp counterparts are more efficient, have longer life and have a crisper, brighter light output. All Xenon lamps provide instant brightness and are fully dimmable.

ECO-HALOGEN LAMPS

Eco-Halogen lamps utilize an improved halogen burner that makes them more efficient than a standard halogen equivalent lamp. Additionally Eco-PAR PLUS Halogen lamps utilize an advanced reflective technology to deliver extended life. All Eco-Halogen lamps provide instant brightness and are fully dimmable, plus offer energy savings that meet federal energy efficient standards. Eco-Halogen lamps are perfect alternatives to non-compliant legislated lamps.

multiple ways to use linear fluorescent lighting...

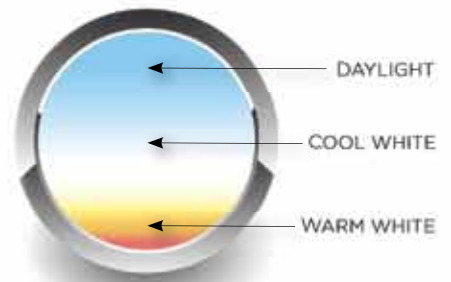
ENERGY SAVING



LONG LIFE



VARIETY OF COLOR TEMPERATURES



2-Pack Fluorescent Wire Rack Display #09260



NEW!
Fluorescent Lamp
Aisle Educator (6in. x 24in.)
#96200



Contact your Westinghouse Sales Representative for additional information on merchandising materials.



Westinghouse

INNOVATION YOU CAN BE SURE OF

LINEAR

fluorescent lighting ...

Upgrade your lighting systems without sacrificing light output. Energy-saving T5s and T8s offer great lumen maintenance in multiple Kelvin temperatures. Our line of long-life fluorescent lighting also includes Circular and U-Bent shapes.





T5 LAMPS

Energy Used (Watts)	Lamp Base	Item No.	Footnotes	Domestic Code	Master Carton/ Inner Pack	Pack Type	Light Appearance (Kelvin)	Avg. Rated Hours CRI (3 Hrs./Start)	Avg. Rated Hours (12 Hrs./Start)	Brightness (Lumens)	Life in Years*	Est. Yearly Energy Cost**	MOL	
T5 MINIATURE														
6	Mini BiPin	07380		F6T5/CW	72/12	Sleeve	4100	62	5000	9000	270	4.5	\$0.72	9"
8	Mini BiPin	04044		F8T5/CW	6	Hanging Box	4100	62	5000	9000	380	4.5	\$0.96	12"
	Mini BiPin	07440		F8T5/CW	72/12	Sleeve	4100	62	5000	9000	380	4.5	\$0.96	12"
	Mini BiPin	07443		F8T5/WW	72/12	Sleeve	3000	50	5000	9000	380	4.5	\$0.96	12"
13	Mini BiPin	07500		F13T5/CW	72/12	Sleeve	4100	62	5000	10000	860	4.5	\$1.57	21"
T5 QUINTALUX™ (REDUCED MERCURY)														
28	Mini BiPin	07004	1	F28T5/835	24/6	Sleeve	3500	83	20000	35000	2900	18.2	\$3.37	46"
	Mini BiPin	07005	1	F28T5/841	24/6	Sleeve	4100	84	20000	35000	2900	18.2	\$3.37	46"
54	Mini BiPin	07007	1	F54T5/835/HO	24/6	Sleeve	3500	80	20000	35000	5000	18.2	\$6.50	46"
	Mini BiPin	07008	1,5	F54T5/841/HO	24/6	Sleeve	4100	81	20000	35000	5000	18.2	\$6.50	46"
	Mini BiPin	07032	1,5	F54T5/850/HO	24/6	Sleeve	5000	83	20000	35000	4800	18.2	\$6.50	46"

T8 LAMPS

Energy Used (Watts)	Lamp Base	Item No.	Footnotes	Domestic Code	Master Carton/ Inner Pack	Pack Type	Light Appearance (Kelvin)	Avg. Rated Hours CRI (3 Hrs./Start)	Avg. Rated Hours (12 Hrs./Start)	Brightness (Lumens)	Life in Years*	Est. Yearly Energy Cost**	MOL	
T8 PREHEAT														
15	Med. BiPin	07540		F15T8/CW	72/12	Sleeve	4100	62	7500	12000	850	6.8	\$1.81	18"
	Med. BiPin	36515	2	F15T8/FS	6	Sleeve	6500	94	8000	10000	700	7.3	\$1.81	18"
T8 ECOMAX® (REDUCED MERCURY)														
17	Med. BiPin	07445†	1	F17T8/735/ECOMAX	25	Sleeve	3500	75	24000	30000	1325	18.2	\$2.05	24"
	Med. BiPin	07446†	1	F17T8/741/ECOMAX	25	Sleeve	4100	75	24000	30000	1325	18.2	\$2.05	24"
	Med. BiPin	07451†	1	F17T8/841/ECOMAX	25	Sleeve	4100	85	24000	30000	1400	18.2	\$2.05	24"
25	Med. BiPin	07454	1	F25T8/741/ECOMAX	25	Sleeve	4100	75	24000	30000	2125	18.2	\$3.01	36"
	Med. BiPin	07456	1	F25T8/835/ECOMAX	25	Sleeve	3500	85	24000	30000	2250	18.2	\$3.01	36"
25	Med. BiPin	36012†	1	F25T8/841/ECO/LL	25	Sleeve	4100	84	24000	30000	2500	21.9	\$3.01	48"
28	Med. BiPin	36015†	1	F28T8/841/ECO/LL	25	Sleeve	4100	85	24000	30000	2725	21.9	\$3.37	48"
	Med. BiPin	36016†	1	F28T8/850/ECO/LL	25	Sleeve	5000	86	24000	30000	2725	21.9	\$3.37	48"
32	Med. BiPin	37324†	1	F32T8/830/ECOMAX	25	Sleeve	3000	83	24000	30000	3050	21.9	\$3.85	48"
	Med. BiPin	37411†	1	F32T8/835/ECOMAX	25	Sleeve	3500	82	24000	30000	3000	21.9	\$3.85	48"
	Med. BiPin	37413†	1	F32T8/841/ECOMAX	25	Sleeve	4100	84	24000	30000	2950	21.9	\$3.85	48"
	Med. BiPin	37307†	1	F32T8/850/ECOMAX	25	Sleeve	5000	82	24000	30000	2900	21.9	\$3.85	48"
	Med. BiPin	07028†	1,6	F32T8/835/XL/ECOMAX	25	Sleeve	3500	84	24000	30000	3100	21.9	\$3.85	48"
	Med. BiPin	07029†	1,6	F32T8/841/XL/ECOMAX	25	Sleeve	4100	83	24000	30000	3100	21.9	\$3.85	48"

* Based on 3 hrs./day ** Based on 3 hrs./day 11¢/kWh – Cost depends on rates and use.

†Rated Hours for Programmed Rapid Start Ballast is 30,000 at 3 Hours and 36,000 at 12 Hours.

Contains mercury. For more on clean up and safe disposal, visit epa.gov/cfl.

Footnotes

1 Low Mercury Lighting
2 Realite™ Full Spectrum

3 Energy Saver
4 High Output Outdoor

5 Canadian Standards Association
6 High Lumen/Long Life



T12 LAMPS

Energy Used (Watts)	Lamp Base	Item No.	Footnotes	Domestic Code	Master Carton/ Inner Pack	Pack Type	Light Appearance (Kelvin)	CRI	Avg. Rated Hours (3 Hrs./Start)	Avg. Rated Hours (12 Hrs./Start)	Brightness (Lumens)	Life in Years*	Est. Yearly Energy Cost**	MOL
T12 PREHEAT														
15	Med. BiPin	07550		F15T12/CW	30	Sleeve	4100	62	8000	10000	650	7.3	\$1.81	18"
20	Med. BiPin	05660		F20T12/CW	15	Sleeve	4100	62	10000	20000	1200	9.1	\$2.41	24"
T12 RAPID START														
30	Med. BiPin	07650		F30T12/CW	30	Sleeve	4100	62	16000	25000	1900	14.6	\$3.61	36"
40	Med. BiPin	05752		F40T12/CWX	30	Bulk	4100	89	20000	20000	2600	18.2	\$4.82	48"
	Med. BiPin	05914		F40T12/CWX 2PK	15	Sleeve(2)	4100	89	20000	20000	2600	18.2	\$4.82	48"
	Med. BiPin	07523		F40T12/DD	6	Sleeve	6500	90	20000	25000	2200	18.2	\$4.82	48"
T12 ECOMAX® RAPID START (REDUCED MERCURY)														
40	Med. BiPin	05906	1,3	F40T12/DD/ES/ECOMAX	30	Bulk	6500	90	20000	20000	2025	18.2	\$4.82	48"
75	Single Pin	05903	1	F96T12/DD/ECOMAX	15	Bulk	6500	90	12000	12000	4500	10.9	\$9.03	96"
T12 ECOMAX® HIGH OUTPUT (REDUCED MERCURY, HO 800MA)														
E 110	Recessed D.C.	07910	1,4	F96T12/CW/HO-O/ECOMAX	15	Bulk	4100	62	12000	12000	8800	10.9	\$13.25	96"

* Based on 3 hrs./day ** Based on 3 hrs./day 11¢/kWh — Cost depends on rates and use.

Contains mercury. For more on clean up and safe disposal, visit epa.gov/cfl.

* Means this bulb meets Federal minimum efficiency standards


Footnotes

1 Low Mercury Lighting
2 Realite™ Full Spectrum

3 Energy Saver
4 High Output Outdoor

5 Canadian Standards Association
6 High Lumen/Long Life

www.westinghouselighting.com



T8 ECOMAX® U-BENT LAMP
MEDIUM BIPIN BASE



T9 CIRCULAR LAMP
4-PIN BASE



T6 2C CIRCULAR LAMP
GU10q BASE (4-PIN)



TUBE GUARD
WITH END CAP



TUBE GUARD
END CAP

T8 ECOMAX® U-BENT RAPID START LAMPS (6" LEG SPACING)

Energy Used (Watts)	Item No.	Lamp Base	Footnotes	Domestic Code	Master Carton/Inner Pack	Pack Type	Light Appearance (Kelvin)	CRI	Avg. Rated Hours (3 Hrs./Start)	Avg. Rated Hours (12 Hrs./Start)	Brightness (Lumens)	Life in Years*	Est. Yearly Energy Cost**	MOL
28	36017	Med. BiPin	1	FB28T8/841/6/ECO	20	Sleeve	4100	85	20000	24000	2600	18.2	\$3.37	23"
32	37317	Med. BiPin	1	FB32T8/841/6/ECOMAX	20	Box	4100	84	20000	24000	2800	18.2	\$3.85	22.5"

T9 CIRCULAR LAMPS

Energy Used (Watts)	Item No.	Lamp Base	Footnotes	Domestic Code	Master Carton/Inner Pack	Pack Type	Light Appearance (Kelvin)	CRI	Avg. Rated Hours (3 Hrs./Start)	Brightness (Lumens)	Life in Years*	Est. Yearly Energy Cost**	MOD
20	06000	4-Pin		FC6T9/CW	12	Hanging Box	4200	61	9000	900	8.2	\$2.41	6.5"
22	06010	4-Pin		FC8T9/CW	12	Hanging Box	4100	62	9000	1040	8.2	\$2.65	8"
	06013	4-Pin		FC8T9/WW	12	Hanging Box	3000	52	9000	1040	8.2	\$2.65	8"
32	06020	4-Pin		FC12T9/CW	12	Hanging Box	4100	62	10000	1940	9.1	\$3.85	12"
	06023	4-Pin		FC12T9/WW	12	Hanging Box	3000	52	10000	1940	9.1	\$3.85	12"
40	06030	4-Pin		FC16T9/CW	6	Hanging Box	4100	62	10000	2660	9.1	\$4.82	16"

T6 2C CIRCULAR LAMP (4-PIN)

Energy Used (Watts)	Item No.	Lamp Base	Footnotes	Domestic Code	Master Carton/Inner Pack	Pack Type	Light Appearance (Kelvin)	CRI	Avg. Rated Hours (3 Hrs./Start)	Brightness (Lumens)	Life in Years*	Est. Yearly Energy Cost**	MOD
40	37340	4GU10q		FC40/2C/WW	36/6	Box	3000	82	10000	2800	9.1	\$4.82	7.5"

* Based on 3 hrs./day ** Based on 3 hrs./day 11¢/kWh — Cost depends on rates and use.

TUBE GUARDS AND END CAPS

All Tube Guards and End Caps are NOT FOR USE with HO Lamps.

Item No.	Domestic Code	Master Carton/Inner Pack	Pack Type	Finish	MOL
T8 (INCLUDES END CAPS)					
07944	TUBEGUARD/T8/96	24	Bulk	Clear	96"
07946	TUBEGUARD/T8/48	24	Bulk	Clear	48"
T12 (INCLUDES END CAPS)					
07948	TUBEGUARD/T12/48	12	Bulk	Clear	48"
07949	TUBEGUARD/T12/96	12	Bulk	Clear	96"
T12 END CAPS					
07950	TUBEGUARDENDCAP/T12	500/25	Bulk	Black	-

Contains mercury. For more on clean up and safe disposal, visit epa.gov/cfl.

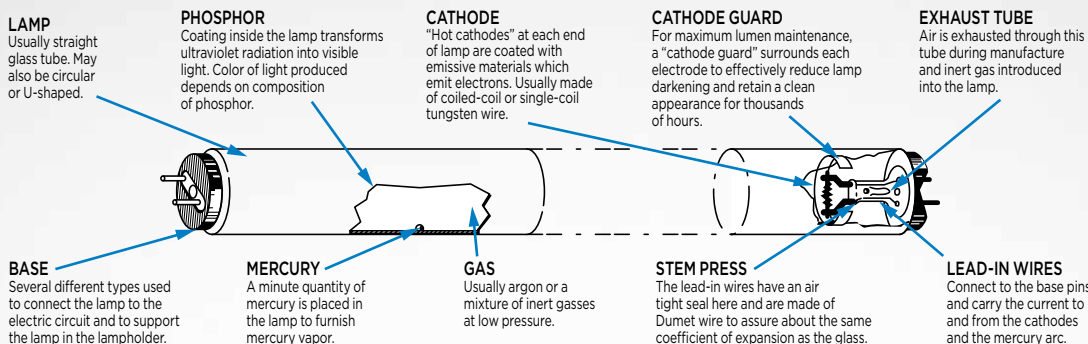
Footnotes

1 Low Mercury Lighting
2 Realite™ Full Spectrum

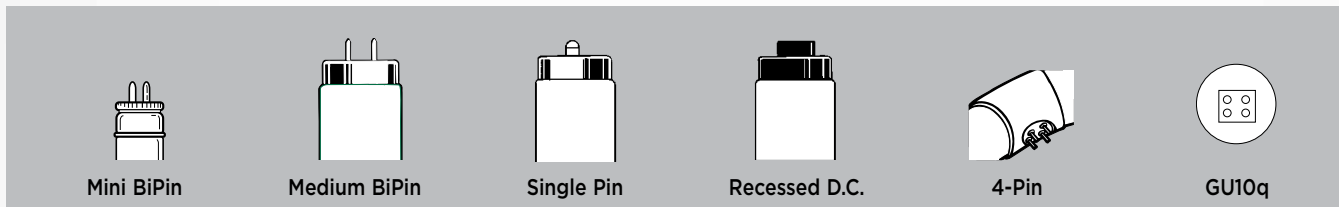
3 Energy Saver
4 High Output Outdoor

5 Canadian Standards Association
6 High Lumen/Long Life

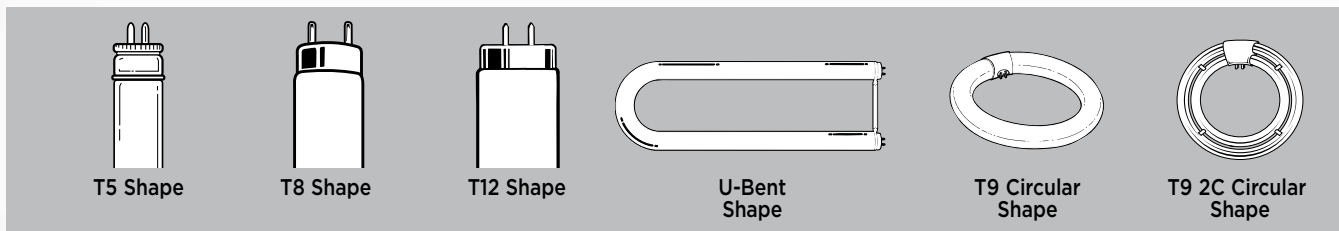
FLUORESCENT LAMP COMPONENTS



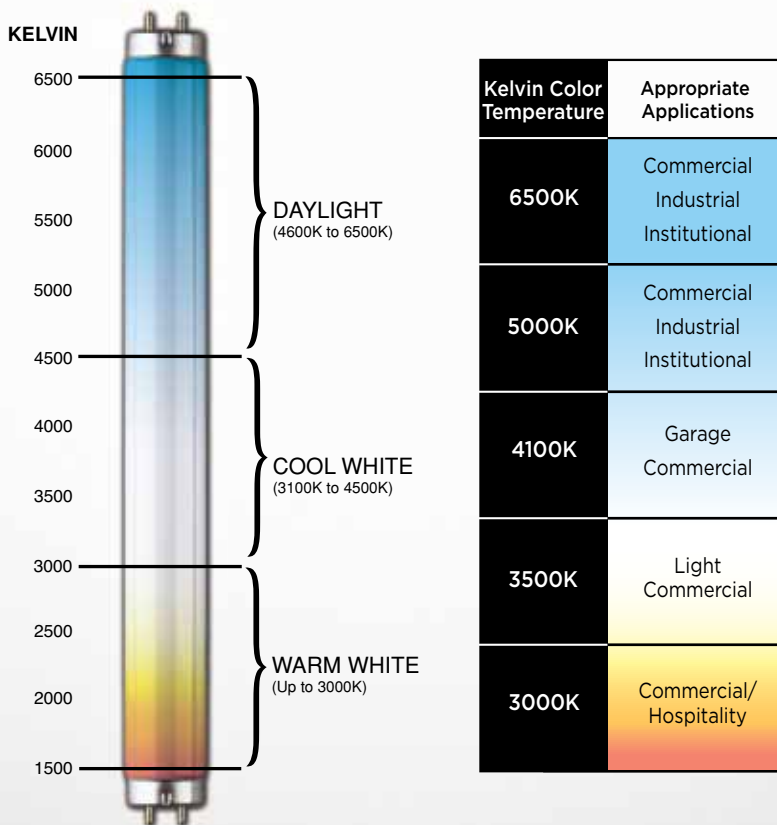
LINEAR FLUORESCENT BASE TYPES



LINEAR FLUORESCENT LAMP SHAPES



COLOR TEMPERATURE SCALE



where to use high intensity discharge lighting...

Metal Halide Lamps

Metal halide lamps are ideal for use in retail, industrial, area lighting, accent lighting, security lighting, roadway lighting and parking garage applications.

These lamps create light when an arc passes through a capsule holding mercury vapor and other chemical components called "metal halides." The additives greatly improve both lumen and color performance. They are widely used in a variety of commercial and industrial applications where better color rendering is critical. They can be used indoors and outdoors.

Protected metal halide lamps are also known as "open fixture rated" lamps. These types of metal halide lamps have a covering over the quartz arc tube which prevents the outer envelope from breaking in the rare case that the inner arc tube ruptures.

Pulse start metal halide lamps send an electric pulse to the arc tube. This "pulse" allows the lamp to start quicker, maintain lumen output better, and last longer than probe start metal halides. Pulse start metal halide lamps must be used in fixtures designed specifically for pulse start lamps.



High Pressure Sodium Lamps

High pressure sodium lamps provide efficient lighting solutions for outdoor security, parking garage, parking lot, roadway lighting and area lighting applications.

These lamps are named for the sodium vapor arc that generates their light. High pressure sodium lamps are one of the most efficient HID lamps. Their high efficacy—or high ratio of lumens per watt—create their energy-saving capabilities. High pressure sodium lamps are commonly used in areas where lamp life and high efficiency are required and color rendering is not critical.

Mercury Vapor Lamps

Mercury vapor lamps emit light when a short arc passes through mercury vapor. These lamps are designed for applications that require moderate color rendering, such as outdoor security, area lighting, general flood lighting, barns and parking lots.




HID

high intensity discharge lighting ...

Our complete HID lamp line includes pulse start and protected metal halides, high pressure sodium and mercury vapor options.

These lamps offer higher lamp efficacy and higher light output than standard incandescent or fluorescent lamps.





METAL HALIDE LAMPS (FOR USE IN ENCLOSED FIXTURES)

Energy Used (Watts)	Lamp Base	Item No.	Footnotes	Domestic Code	Master Carton/Inner Pack	Pack Type	Finish	Avg. Rated Hours	Brightness (Initial Lumens)	Brightness (Mean Lumens)	Light Appearance (Kelvin)	ANSI Code	Life in Years*	Est. Yearly Energy Cost**	MOL
ED17															
50	Med.	37016	1,3	MH50/U/M110/E/MED	6	Box	Clear	10000	3400	2000	4200	65	M110/E	9.1	\$6.02 5.44"
70	Med.	37017	1,3	MH70/U/M98/E/MED	6	Box	Clear	10000	5600	4400	4200	65	M98/E	9.1	\$8.43 5.44"
100	Med.	37018	1,3	MH100/U/M90/E/MED	6	Box	Clear	10000	8500	5525	4200	65	M90/E	9.1	\$12.05 5.44"
150	Med.	37015	1,3	MH150/U/M102/E/MED	6	Box	Clear	10000	9000	8000	4200	60	M102/E	9.1	\$18.07 5.44"
175	Med.	37019	3	MH175/U/M57/E/MED	6	Box	Clear	10000	14400	11520	4200	65	M57/E	9.1	\$21.08 5.44"
ED28															
175	Mogul	37020	3	MH175/U/M57/E	6	Box	Clear	10000	14400	12800	4200	65	M57/E	9.1	\$21.08 8.31"
250	Mogul	37021	3	MH250/U/M58/E	6	Box	Clear	10000	20500	17500	4200	65	M58/E	9.1	\$30.11 8.31"
400	Mogul	37014	2,3	MH400/U/M59/ED28/E	6	Box	Clear	20000	36000	23500	4000	60	M59/E	18.2	\$48.18 8.31"
ED37															
400	Mogul	37024	3	MH400/U/M59/E	6	Box	Clear	20000	36000	23500	4200	65	M59/E	18.2	\$48.18 11.5"
BT37															
1000	Mogul	37028	2,3	MH1000/U/M47/E/BT37	6	Box	Clear	10000	110000	86000	4200	65	M47/E	9.1	\$120.45 11.5"
BT56															
1000	Mogul	37027	3	MH1000/U/M47/E	6	Box	Clear	10000	105000	80000	4200	65	M47/E	9.1	\$120.45 15.5"

METAL HALIDE PROTECTED LAMPS (OPEN FIXTURE RATED)

Energy Used (Watts)	Lamp Base	Item No.	Footnotes	Domestic Code	Master Carton/Inner Pack	Pack Type	Finish	Avg. Rated Hours	Brightness (Initial Lumens)	Brightness (Mean Lumens)	Light Appearance (Kelvin)	ANSI Code	Life in Years*	Est. Yearly Energy Cost**	MOL
ED17															
50	Med.	37009	1,3	MP50/U/M110/O/MED	6	Box	Clear	10000	3450	1900	3000	60	M110/O	9.1	\$6.02 5.44"
70	Med.	37010	1,3	MP70/U/M98/O/MED	6	Box	Clear	10000	5600	4480	3000	60	M98/O	9.1	\$8.43 5.44"
100	Med.	37011	1,3	MP100/U/M90/O/MED	6	Box	Clear	10000	8000	5525	3000	60	M90/O	9.1	\$12.05 5.44"
150	Med.	37013	1,3	MP150/U/M102/O/MED	6	Box	Clear	10000	12250	8500	4200	60	M102/O	9.1	\$18.07 5.44"
BT28															
175	Ext. Mogul	37029	3	MP175/U/M57/O	6	Box	Clear	10000	14400	10800	4200	65	M57/O	9.1	\$21.08 8.25"
BT37															
400	Ext. Mogul	37022	4	MP400/BU/M59/O	12	Box	Clear	20000	36000	23500	4200	65	M59/O	18.2	\$48.18 11.5"

* Based on 3 hrs./day ** Based on 3 hrs./day 11¢/kWh — Cost depends on rates and use.

Contains mercury. (Hg) For more on clean up and safe disposal, visit epa.gov/cfl.

Footnotes

1 For Probe Start or Pulse Start Ballasts
2 Low Profile

3 Universal Operating Position
4 Specifications based on operating at a base up (BU) position

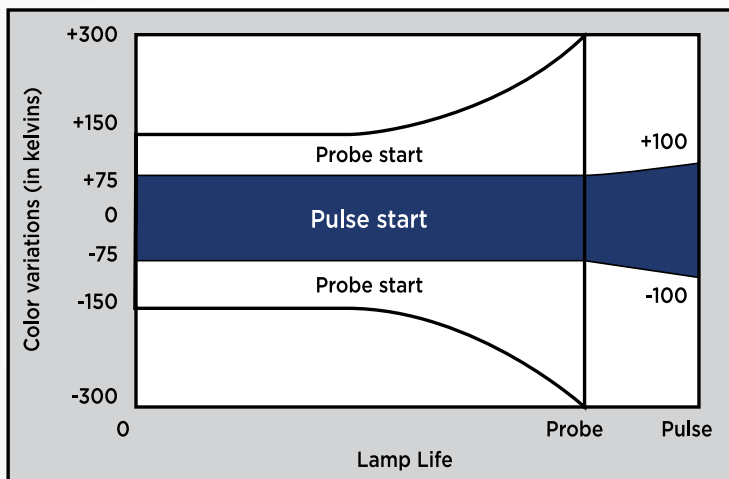


METAL HALIDE PULSE START LAMPS (FOR USE IN ENCLOSED FIXTURES)

Energy Used (Watts)	Lamp Base	Item No.	Footnotes	Domestic Code	Master Carton/Inner Pack	Pack Type	Finish	Avg. Rated Hours	Brightness (Initial Lumens)	Brightness (Mean Lumens)	Light Appearance (Kelvin)	CRI	ANSI Code	Life in Years*	Est. Yearly Energy Cost**	MOL
BT28																
250	Mogul	37031	3	MH250/U/M138/E/PS	6	Box	Clear	15000	25000	20000	4200	65	M138/M153/E	13.6	\$30.11	8.25"
320	Mogul	37032	3	MH320/U/M132/E/PS	12	Box	Clear	20000	33000	26400	4200	65	M132/M154/E	18.2	\$38.54	9"
400	Mogul	37025	2,3	MH400/U/M135/155/BT28/PS	6	Box	Clear	20000	36000	23500	4200	65	M135/M155/E	18.2	\$48.18	8.31"
BT37																
400	Mogul	37036	3	MH400/U/M135/155/E/PS	12	Box	Clear	20000	44000	35200	4200	65	M135/M155/E	18.2	\$48.18	11.5"

* Based on 3 hrs./day ** Based on 3 hrs./day 11¢/kWh – Cost depends on rates and use.

THE PULSE START ADVANTAGE



Source: Adapted from Advance Transformer Co.

Standard “probe start” metal halide lamps tend to shift color over the life of the lamp. Pulse start technology significantly reduces color shift providing consistent color over the life of the lamp.

Contains mercury. For more on clean up and safe disposal, visit epa.gov/cfl.

Footnotes

1 For Probe Start or Pulse Start Ballasts

2 Low Profile

www.westinghouselighting.com

3 Universal Operating Position

4 Specifications based on operating at a base up (BU) position



HIGH PRESSURE SODIUM LAMPS

Energy Used (Watts)	Lamp Base	Item No.	Footnotes	Domestic Code	Master Carton/Inner Pack	Pack Type	Finish	Avg. Rated Hours	Brightness (Initial Lumens)	Brightness (Mean Lumens)	Light Appearance (Kelvin)	CRI	ANSI Code	Life in Years*	Est. Yearly Energy Cost**	MOL
ED17																
35	Med.	37430		LU35/S76/MED	6	Box	Clear	24000	2250	2050	1900	15	S76	21.9	\$4.22	5.44"
50	Med.	37432		LU50/S68/MED	6	Box	Clear	24000	4000	3600	1900	15	S68	21.9	\$6.02	5.44"
70	Med.	37435		LU70/S62/MED	6	Box	Clear	24000	6300	5520	1900	15	S62	21.9	\$8.43	5.44"
100	Med.	37439		LU100/S54/MED	6	Box	Clear	24000	9500	8000	2100	25	S54	21.9	\$12.05	5.44"
150	Med.	37442		LU150/S55/MED	6	Box	Clear	24000	14500	13300	2100	25	S55	21.9	\$18.07	5.44"
ED23 1/2																
70	Mogul	37437		LU70/S62	6	Box	Clear	24000	6300	5500	1900	15	S62	21.9	\$8.43	7.75"
100	Mogul	37440		LU100/S54	6	Box	Clear	24000	9500	8000	2100	25	S54	21.9	\$12.05	7.75"
150	Mogul	37443		LU150/S55	6	Box	Clear	24000	14500	11600	1900	25	S55	21.9	\$18.07	7.75"
ET18																
250	Mogul	37444		LU250/S50	6	Box	Clear	24000	27500	22000	1900	21	S50	21.9	\$30.11	9.75"
400	Mogul	37445		LU400/S51	6	Box	Clear	24000	50000	40000	2100	21	S51	21.9	\$48.18	9.75"
ET25																
1000	Mogul	37447		LU1000/S52	12	Box	Clear	24000	130000	120700	2100	21	S52	21.9	\$120.45	15.13"

MERCURY VAPOR LAMPS

Energy Used (Watts)	Lamp Base	Item No.	Footnotes	Domestic Code	Master Carton/Inner Pack	Pack Type	Finish	Avg. Rated Hours	Brightness (Initial Lumens)	Brightness (Mean Lumens)	Light Appearance (Kelvin)	CRI	ANSI Code	Life in Years*	Est. Yearly Energy Cost**	MOL
E17																
50	Med.	37401		HF50XR/H46/MED	6	Box	White	24000	1900	1520	4000	41	H46	21.9	\$6.02	5.44"
75	Med.	37402		HF75XR/H43/MED	6	Box	White	24000	3000	2400	4000	41	H43	21.9	\$9.03	5.44"
100	Med.	37404		HF100XR/H38/MED	6	Box	White	24000	4500	3600	4000	41	H38	21.9	\$12.05	5.44"
ED23 1/2																
100	Mogul	37403		HF100XR/H38	6	Box	White	24000	4500	3600	4000	41	H38	21.9	\$12.05	8.25"
BT28																
175	Mogul	37405		HF175XR/H39	6	Box	White	24000	8900	7120	4000	41	H39	21.9	\$21.08	8.31"
250	Mogul	37406		HF250XR/H37	6	Box	White	24000	13700	10960	4000	41	H37	21.9	\$30.11	8.75"
BT37																
400	Mogul	37407		HF400XR/H33	6	Box	White	24000	24000	19200	4000	41	H33	21.9	\$48.18	11.5"

* Based on 3 hrs./day ** Based on 3 hrs./day 11¢/kWh — Cost depends on rates and use.

Contains mercury. For more on clean up and safe disposal, visit epa.gov/cfl.

Footnotes

- 1 For Probe Start or Pulse Start Ballasts
- 2 Low Profile

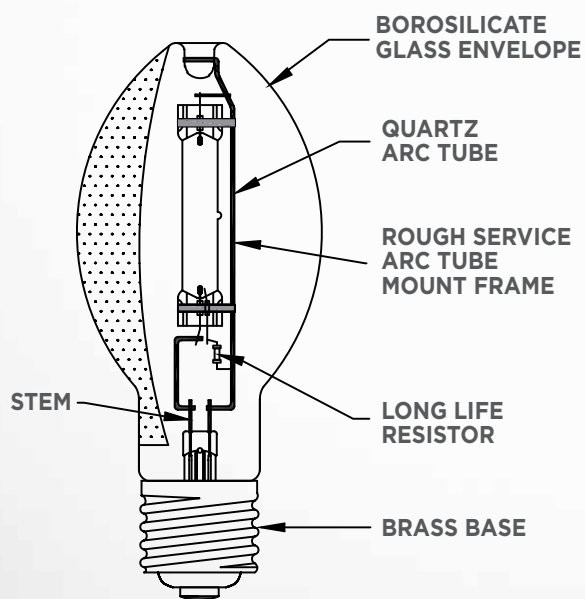
- 3 Universal Operating Position
- 4 Specifications based on operating at a base up (BU) position

HID LAMP ANSI SPECIFICATIONS

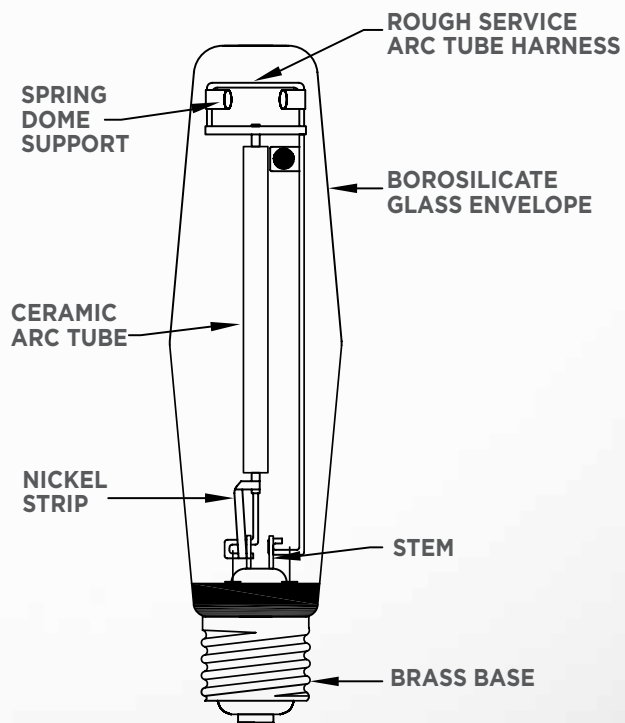
Metal Halide Lamps		HPS Lamps		Mercury Vapor Lamps	
Ballast Information		Ballast Information		Ballast Information	
Lamp	ANSI/Spec	Lamp	ANSI/Spec	Lamp	ANSI/Spec
50W	M110	35W	S76	50W	H46
70W	M98	50W	S68	75W	H43
100W	M90	70W	S62	100W	H38
175W	M57	100W	S54	175W	H39
250W	M58	150W	S55	250W	H37
400W	M59	250W	S50	400W	H33
1000W	M47	400W	S51		
		1000W	S52		

HID LAMP COMPONENTS

MERCURY VAPOR

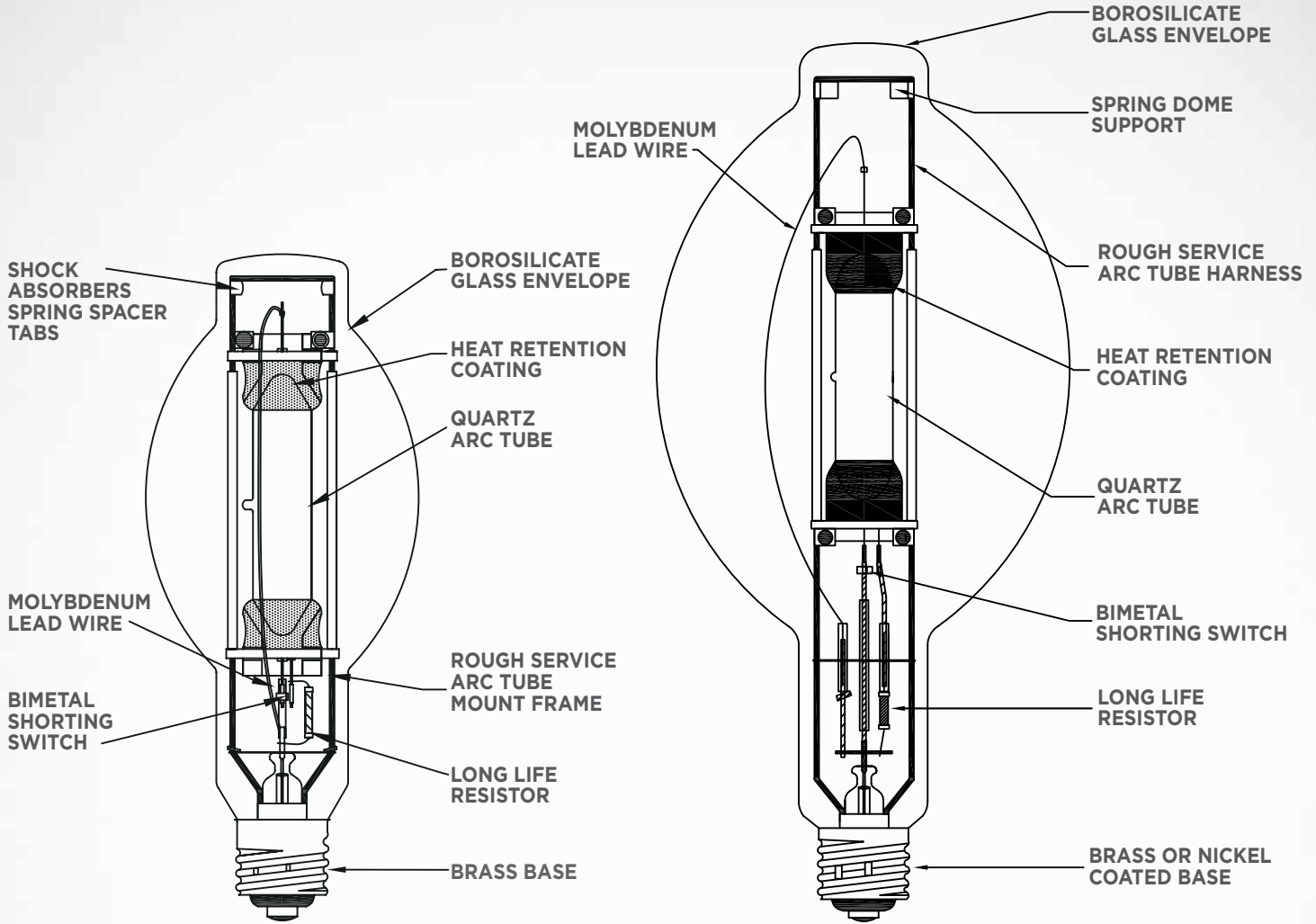


HIGH PRESSURE SODIUM

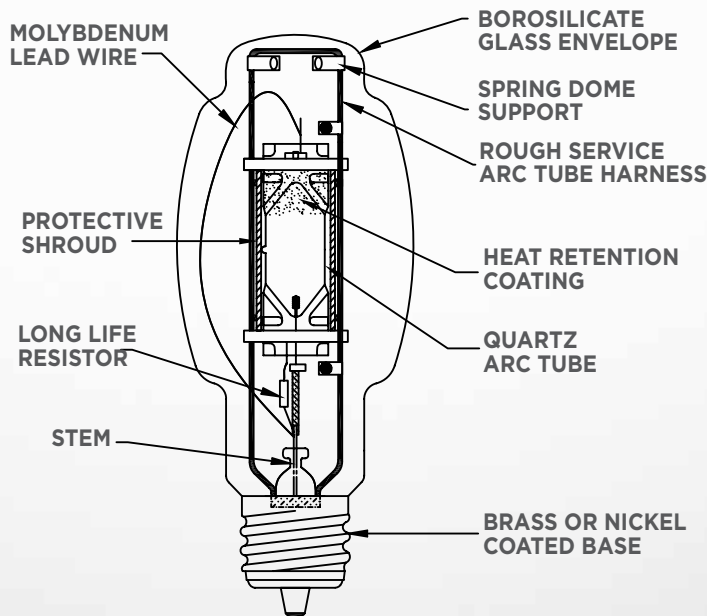


HID LAMP COMPONENTS

ENCLOSED RATED METAL HALIDE



OPEN RATED METAL HALIDE



HID BASE TYPES



E26
Medium



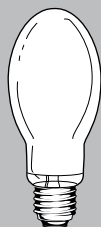
E39
Mogul



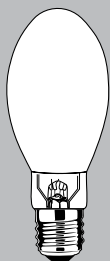
EX39
Extended Mogul

HID LAMP SHAPES

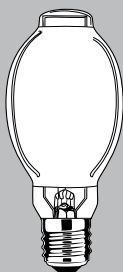
MERCURY VAPOR



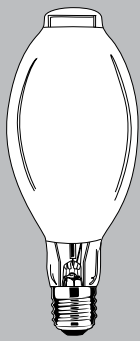
E17
Shape



ED23½
Shape

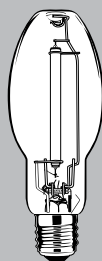


BT28
Shape

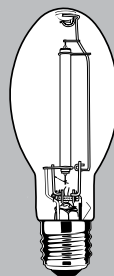


BT37
Shape

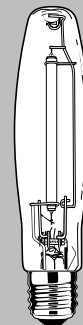
HIGH PRESSURE SODIUM



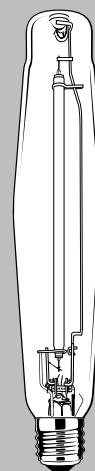
ED17
Shape



ED23½
Shape

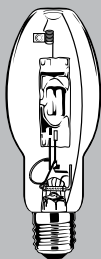


ET18
Shape

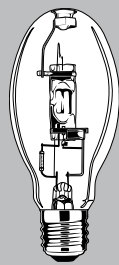


ET25
Shape

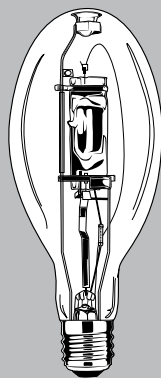
METAL HALIDE LAMP SHAPES



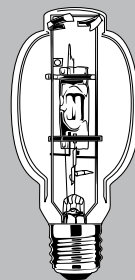
ED17 Shape



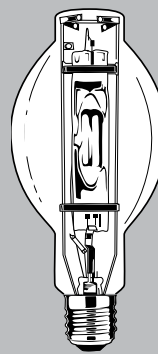
ED28 Shape



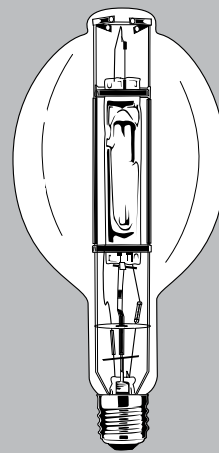
ED37 Shape



BT28 Shape



BT37 Shape



BT56 Shape

Item#	Page#	Item#	Page#	Item#	Page#	Item#	Page#
• 02900	12	03267	25	03583	39	03707	39
• 02901	12	03268	25	03601	38	03710	40
• 03010	12	03269	25	03604	35	03711	40
• 03011	12	03272	24	03605	35	03712	40
• 03013	12	03273	24	03609	33	03713	40
• 03014	12	03274	24	03611	33	03714	40
03016	28	03275	24	03612	33	03715	40
03018	28	03277	24	03622	35	03716	40
03019	28	03278	24	03623	35	03717	40
03023	28	03279	24	03625	35	03718	40
03025	28	03281	26	03626	35	03719	40
03026	28	03282	26	03627	35	03720	40
• 03046	12	03283	26	03629	38	03721	40
• 03053	12	03284	26	03631	27	03722	40
• 03063	12	03285	26	03632	27	03723	39
• 03067	12	03286	26	03633	35	03726	41
• 03094	12	03287	26	03636	33	03727	41
• 03097	12	03289	26	03639	33	03729	38
• 03098	12	03293	27	03646	36	• 03730	40
03101	34	03296	27	03647	36	03731	27
03102	34	03299	27	03648	35	03732	27
03103	34	03336	28	03654	35	• 03733	40
03106	34	0337129	30	03656	28	03734	27
03107	34	0337229	30	03661	28	03735	27
03108	34	0339629	30	03662	24	03737	27
03109	34	03410	32	03663	24	03738	27
03111	34	03422	31, 41	03664	25	03740	33
03112	34	03423	31, 41	03665	25	03741	33
03118	34	03424	24, 41	03666	25	03742	33
03119	34	03426	36	03667	25	03745	33
03120	34	• 03439	12	03668	25	03747	28
03121	34	• 03440	12	03669	25	• 03751	18
03122	34	03443	31	03670	24	03752	33
03123	34	03444	31	03671	24	03753	33
03142	34	03445	31	03673	24	03754	33
03143	34	03446	31	03674	24	03755	24
03155	34	03452	31	03675	24	03756	28
03156	34	03457	29	03678	24	03757	28
03157	34	03458	29	03679	24	03759	39
03220	39	03476	27	03680	36	03762	24
03226	39	03477	27	03681	26	03763	24
03228	38	03478	27	03682	26	03764	25
03230	26	03481	37	03683	26	03765	25
03231	27	03483	37	03684	26	03766	25
03232	27	03484	37	03685	26	03768	25
03234	27	03520	39	03686	26	03769	25
03235	27	03521	40	03687	26	03773	24
03241	24	03529	51	03691	38	03774	24
03242	24	03534	38	03692	38	03775	24
03243	24	03540	39	03693	27	03777	24
03250	28	03541	39	03700	35	03778	24
03262	24	03542	24	03701	33	03779	24
03263	24	• 03543	38, 41	03702	35	03782	26
03264	25	03568	38	03704	39	03783	26
03265	25	• 03569	38	03705	39	03784	26
03266	25	03582	39	03706	39	03785	26

• *New Item*

Item#	Page#	Item#	Page#	Item#	Page#	Item#	Page#
03786	26	03929	29	04064	38	04436	52
03787	26	03930	29	04065	38	04438	52
•03790	41	03935	30	04067	38	04442	52
03791	38	03936	29	04090	29	04444	52
03792	38	03938	29	04092	27	04445	52
03793	27	03941	29	04093	27	04449	51
03794	38	03943	29	04094	27	04450	50
03795	38	•03949	31	04095	27	04451	50
03796	27	03950	30	04096	29	04454	50
•03797	33, 41	03951	31	04100	30	04455	50
03799	27	03952	30	0410129	30	04456	50
03814	33	03953	31	0410229	30	04458	50
03815	33	03954	31	04110	30	04463	50
03816	33	03955	30	0411129	30	04467	55
03818	33	03960	36	0411229	30	04468	55
03821	33	03961	36	•04120	42	04469	55
03822	33	03963	30	•04126	42	04470	55
03823	33	03964	32	•04127	42	04473	54
03827	33	0396529	30	•04128	42	04474	54
03828	33	0396629	30	•04129	42	04476	54
03829	33	•03969	31	•04132	42	04477	54
03831	33	03970	32	•04133	42	04478	54
03833	40	03971	32	•04134	42	04480	54
03834	40	03972	32	•04135	42	04501	29
03835	40	03973	32	04165	36	04502	29
03836	40	03974	32	04218	34	04503	29
03837	40	03975	32	04219	34	04504	29
03839	33	•03976	31	04220	34	04505	29
03840	33	03985	30	04221	34	04507	29
•03843	33	03986	30	04222	34	04508	29
03845	40	03987	30	04223	34	04509	29
03846	40	0399129	30	04229	35	04510	52
03847	40	0399229	30	04230	35	04518	51
03848	40	03995	29	04235	36	•04521	51
03850	40	03996	29	04242	36	04525	38
03882	39	03998	29	04303	35	04540	32
03883	39	03999	29	04316	39	04542	32
03887	40	04001	29	04317	39	04543	32
03892	40	04002	29	04319	39	04548	32
03894	40	04003	29	04320	39	04556	50
03895	40	•04006	29	04321	39	04559	50
03896	40	•04007	29	04324	39	04562	50
03897	40	04010	29	04335	39	04563	50
03899	40	04020	29	04340	39	04564	38
03903	32	04023	26	04403	31	04568	38
03904	32	04024	26	04409	37	04581	50
03908	32	04025	38	04410	37	04586	50
03909	30	04027	26	04411	37	04667	36
03915	37	04028	26	04412	55	04668	36
03916	37	04029	58	04413	37	04671	36
03917	37	04030	35	04414	37	04672	36
03918	37	04031	53	04416	55	04673	36
03920	31	04034	28	04417	53	04703	53
03921	40	04038	28	04423	55	04706	55
03925	29	04044	64	04427	52	04710	53
03926	29	04061	38	04431	53	04711	51

•New Item

Item#	Page#	Item#	Page#	Item#	Page#	Item#	Page#
04712	53	04779	54	05903	65	• 06309	41, 57
04713	53	04781	50	05906	65	• 06310	41, 57
04714	53	04783	54	05914	65	• 06311	38, 41
04715	53	04784	54	06000	66	07004	64
04716	55	04786	54	06010	66	07005	64
04717	53	• 04787	51	06013	66	07007	64
04718	53	04788	54	06020	66	07008	64
04719	53	• 04789	51	06023	66	07019	19
04721	53	04794	38	06030	66	07020	19
04722	53	04795	38	06118	19	07022	19
04723	55	04828	54	06119	19	07023	19
04724	54	04829	54	06121	19	07028	64
04725	51	04834	58	06125	19	07029	64
• 04726	53	04835	55	06126	19	07032	64
• 04727	51	04836	55	06127	19	07380	64
• 04728	50	04837	55	06128	19	07440	64
04729	52	04846	55	06129	19	07443	64
• 04730	51	04847	55	06130	19	07445	64
04731	51	04855	53	06164	19	07446	64
04734	52	04865	54	06180	19	07451	64
04735	52	04870	53	06204	41, 59	07454	64
04736	52	04871	53	• 0620450	41, 59	07456	64
04738	52	• 04872	53	06209	52, 59	07500	64
04739	52	• 04873	53	06210	53, 59	07523	65
04740	51	04879	53	06211	51, 59	07540	64
04741	51	04889	53	06212	50, 59	07550	65
04742	52	04901	53	06213	50, 59	07650	65
04743	52	• 04971	54	06214	50, 59	07910	65
04745	52	• 04972	54	06215	41, 59	07944	66
04746	55	04973	54	06216	52, 59	07946	66
04748	50	04974	54	• 06217	41, 59	07948	66
04749	50	• 04975	54	• 06218	52, 59	07949	66
04750	50	04976	54	06240	52	07950	66
04753	51	• 04977	54	06242	54	• 09260	62
04755	50	04978	54	06243	55, 59	• 09304	14
04756	50	• 04979	54	06244	55, 59	• 09322	14
04758	50	• 04980	54	06245	55, 59	• 09323	22
04759	54	• 04981	54	06246	55	• 09324	22
04760	51	• 04982	52	06250	55, 59	• 09325	22
04761	50	• 04983	55	06251	55, 59	• 09326	22
• 04762	55	• 05012	58	06252	55, 59	• 09381	22
04764	53	• 05013	58	06253	55, 59	• 09809	14
04765	50	• 05016	58	06254	55, 59	• 09810	22
04766	50	• 05017	58	06255	55, 59	• 09811	10
04767	55	• 05018	58	06256	55, 59	• 09812	14
04768	55	• 05126	12	06257	55, 59	• 09817	10
04769	55	05201	50	06258	55, 59	• 09818	48
04770	53	05258	35	• 06300	41	• 09819	48
04771	50	05265	36	• 06301	41	• 09820	48
• 04772	53	05401	56	• 06302	41	36012	64
04773	54	05402	56	• 06303	41	36015	64
04774	54	05407	56	• 06304	41	36016	64
04775	54	05410	56	• 06305	41	36017	66
04776	54	05419	56	• 06306	41	36308	16
04777	54	05660	65	• 06307	41	36402	36
04778	54	05752	65	• 06308	52	• 36412	36

• New Item

Item#	Page#	Item#	Page#	Item#	Page#	Item#	Page#
36515	64	37011	70	37402	72	37970	17
36607	16	37013	70	37403	72	37971	17
36609	16	37014	70	37404	72	37973	17
36613	16	37015	70	37405	72	37974	17
36660	16	37016	70	37406	72	37975	17
36670	16	37017	70	37407	72	37979	17
36800	30, 58	37018	70	37411	64	37982	17
36801	31, 58	37019	70	37413	64	37984	17
36802	35, 56	37020	70	37430	72	37985	17
36803	36, 56	37021	70	37432	72	37986	17
36804	36, 56	37022	70	37435	72	37988	18
36809	56	37024	70	37437	72	37990	16
36830	30, 58	37025	71	37439	72	37994	16
36831	30, 58	37027	70	37440	72	38001	18
36832	30, 58	37028	70	37442	72	38002	18
36833	30, 58	37029	70	37443	72	38003	18
36834	30, 58	37031	71	37444	72	38004	18
36835	31, 58	37032	71	37445	72	• 38503	10
• 36836	57	37036	71	37447	72	38554	22
• 36837	57	37040	19	37545	19	• 96200	62
• 36838	57	37041	19	37546	19	• 96204	7
• 36839	57	37042	19	37547	19	• 96208	22
• 36840	57	37043	19	37548	19	• 96209	22
• 36841	57	37044	19	37549	19	• 96210	22
• 36842	57	37045	19	37559	19		
• 36843	57	37046	19	37619	19		
• 36844	57	37047	19	37673	29		
• 36845	57	37048	19	37714	16		
• 36846	57	37059	19	37716	16		
• 36847	57	37072	16	37900	18		
• 36848	57	37073	16	37901	18		
• 36849	56	37145	19	37903	18		
• 36850	56	37146	19	37918	16		
• 36851	56	37147	19	37919	16		
• 36852	57	37148	19	37920	16		
• 36853	57	37149	19	37921	16		
• 36854	57	37150	29	37925	18		
• 36855	57	37151	29	• 37927	18		
• 36856	56	37152	29	• 37929	18		
• 36857	57	37153	29	37934	16		
• 36858	57	37159	19	37941	16		
• 36859	57	3718129	30	37942	16		
• 36860	35, 56	3718229	30	37943	16		
• 36861	36, 56	37202	38	37944	16		
• 36862	36, 56	37206	38	37945	16		
• 36864	36, 56	• 37207	38	37946	16		
36959	32	• 37208	38	37949	16		
36960	32	37307	64	37950	16		
36961	32	37317	66	37951	16		
36971	30	37324	64	37952	16		
36972	30	37340	66	37953	16		
36975	30	37373	19	37954	16		
36976	30	37374	19	37958	16		
36980	56	37375	19	37959	16		
37009	70	37376	19	37960	16		
37010	70	37401	72	37961	16		

• *New Item*

www.westinghouselighting.com




Westinghouse

INNOVATION YOU CAN BE SURE OF

©2014 WESTINGHOUSE LIGHTING / PP0414 / 17.5M / 104331 / 0045614

Call 1-800-999-2226 or visit www.westinghouselighting.com.

 WESTINGHOUSE, and INNOVATION YOU CAN BE SURE OF are trademarks of Westinghouse Electric Corporation. Used under license by Westinghouse Lighting. All Rights Reserved.