

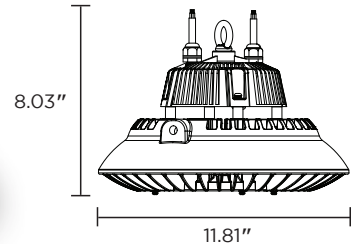
COMMERCIAL SERVICE

SPECIFICATION SHEET

150W LED High Bay Fixture

Item Number **63486**

- Black Finish
- Equivalent HID Wattage: 300W
- 5000K
- 19,500 Total Lumens
- 80 CRI
- 50,000 Hours
- Weight: 13.4lbs.
- Optional Accessories Available



Features & Benefits

- Distinct UFO style fixture shape produces an optimal beam spread of 120 degrees, ensuring light is directed downwards in high bay applications.
- 150W fixtures produce crisp, high efficacy illumination (130 LPW).
- IP65 rated - Approved for use in wet locations.
- 80 CRI.
- Great for industrial and commercial spaces, gymnasiums, warehouses and storage facilities.
- Operates at ambient temperature range of -40°F to 122°F (-40°C to 50°C).
- Voltage range of 120V-277V.
- Intelligent driver with built-in surge protection to withstand momentary surges up to 4000 volts that may occur in industrial installations.
- 0-10V dimming.
- Die cast magnesium alloy housing with durable powder coat finish.
- Includes heavy duty loop and hook, with additional mounting options available.
- Includes 13" input cord and 13" output cord for optional sensor controls.
- 5 year fixture warranty.

Optional hardware enhances versatility of High Bay UFO Fixtures.

- 70 degree polycarbonate reflector focuses light directly downward for optimal illumination.
- NPT thread adapters provide a pendant mounting option.
- Adjustable bracket allows for vertical movement to point light in a desired direction.
- Microwave motion sensor with 3-step dimming function illuminates at 100%, low light, and off.



70° PC Reflector
Item No. 634856911
10.83" H x 16.14" D



NPT
(National Pipe Thread)
Item No. 634866912
2.36" H x 1.37" D



Adjustable Bracket
Item No. 634856913
7.17" H x 10.08" W x 1.58" D



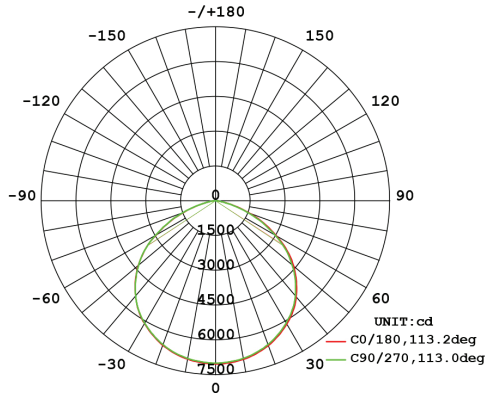
Motion Sensor
Item No. 634856914
2.32" H x 2.84" D

COMMERCIAL SERVICE

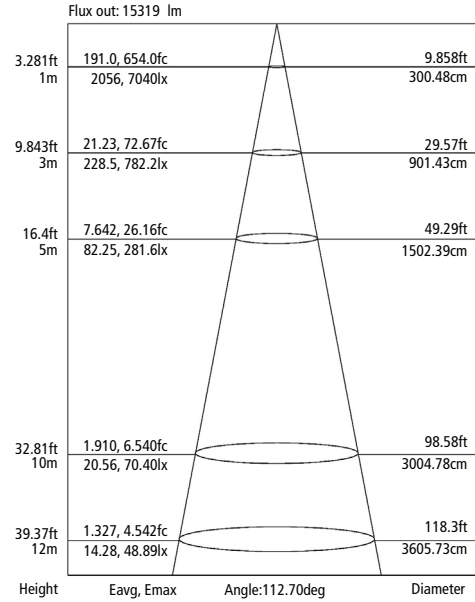
SPECIFICATION SHEET

150W LED High Bay Fixture Photometrics WITHOUT REFLECTOR (120°)

LUMINOUS INTENSITY DISTRIBUTION DIAGRAM



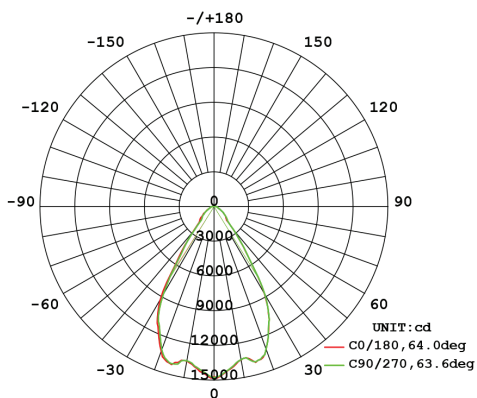
AVERAGE BEAM ANGLE (50%) : 113.1 DEG



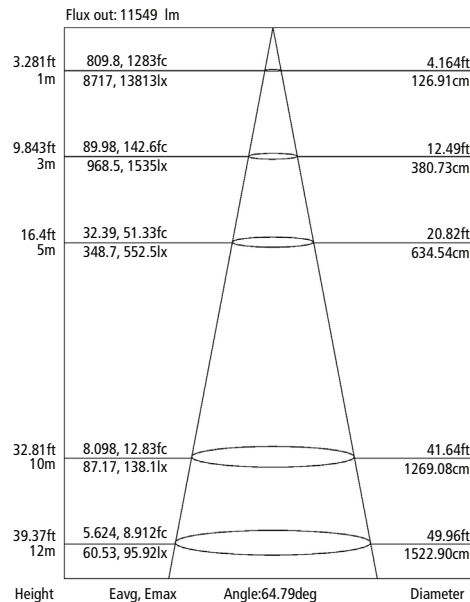
Note: The Curves indicate the illuminated area and the average illumination when the luminaire is at different distance.

150W LED High Bay Fixture Photometrics WITH REFLECTOR (70°)

LUMINOUS INTENSITY DISTRIBUTION DIAGRAM



AVERAGE BEAM ANGLE (50%) : 63.8 DEG



Note: The Curves indicate the illuminated area and the average illumination when the luminaire is at different distance.