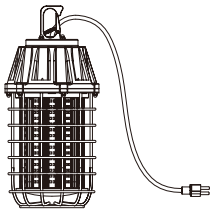


## !! CAUTION

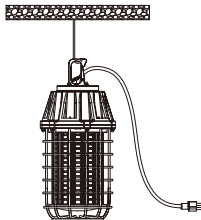
- Before installation and maintenance of the high lumen pendant, please disconnect the power to prevent electric shock.
- The high lumen pendant must be installed in an appropriate environment, operating in harsh environments may shorten the lifespan or even damage the pendant.
- Please keep the high lumen pendant away from any corrosive substance, clean with dry cloth only.
- To ensure a safe installation, please make sure the high lumen pendant is attached firmly and securely when installing on high places.

## !! INSTALLATION INSTRUCTIONS

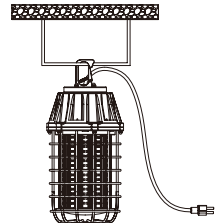
Please check and make sure there is no sign of physical damage to the product when unpacking. Do not use damaged product.



**Step 1:**  
Tighten the carabiner O hook  
and fix the hook screw.



**Step 2:**  
Ensure the installation  
location is strong enough  
to support a minimum of  
66 lbs. of total weight.



**Step 3:**  
Plug the power cord into a  
power outlet. Turn on the  
device and ensure it is  
operating as expected.